

Radyr & Morganstown Community Council VILLAGE PLAN QUESTIONNAIRE January 2009



Radyr & Morganstown Community Council VILLAGE PLAN QUESTIONNAIRE

CONTENTS	PAGE
Acknowledgements	1
Introduction & Methodology	1
Results	3
GETTING TO KNOW YOU	3
GENERAL QUESTIONS FOR THE HOUSEHOLD	9
SHOPS & FACILITIES	13
LOCAL JOBS	14
HOUSING	16
TRAFFIC	19
THE LOCAL ENVIRONMENT	24
LEISURE	29
LOCAL COMMUNITIES	32
YOUNG PEOPLE	35
EDUCATION & CHILDCARE	37
LAW AND ORDER	42
YOUR COMMUNITY	46
APPENDIX #1 - YOUTH REPORT	
APPENDIX #2 – COMMUNITY QUESTIONNAIRE	
APPENDIX #3 – YOUTH QUESTIONNAIRE	

Radyr & Morganstown Community Council VILLAGE PLAN QUESTIONNAIRE

Acknowledgements

Cardiff Research Centre (CRC) is pleased to have conducted the research reported here in conjunction with Radyr & Morganstown Community Council. Not only is the project important within the general context of the Council's commitment to public consultation, but it is also intended to contribute specifically to the formation of policy and neighbourhood improvement.

Community improvement is an important issue and we are pleased if our work makes a contribution to the city in this area. We are very grateful to all of the residents who took part in the research and readily shared their ideas and experiences.

Introduction & Methodology

CRC were commissioned by the Radyr & Morganstown Community Council to consult with local residents with regard to their perceptions, attitudes and experiences of their neighbourhood environment. Topics to be covered in the discussion were:

- Shops and facilities
- Local jobs
- Housing
- Traffic
- The local environment
- Leisure
- Local communities
- Young people
- Education & childcare
- Law & order

The study was undertaken through a paper questionnaire delivered by the R&M Community Council to every home in the neighbourhood, along with a freepost return envelope. Questionnaires were colour coded by sub area enabling a detailed analysis to be undertaken thus distinguishing any 'hot spots' in the locality against the categories listed above.

In addition to the residents survey an additional second survey was also included aimed specifically to ensure that the voices of young people in the area were also heard in the consultation process. Topics in this questionnaire included:

- Your role in R&M
- Life in R&M
- Getting around in R&M
- Things to do in R&M

The results from this element of the consultation are included as appendices to this main report.

For the purpose of analysis and reporting we have removed the non responses from the results to the questionnaire. Additionally several questions within the main survey asked residents to rate their opinions on a scale of one to five with one being 'poor' and 'five excellent'. These ratings have been adapted as part of the analysis to produce a score which provides an indication to the level of satisfaction that is prevalent in relation to each topic. The scoring classification that is used throughout this report and co-developed between Cardiff Council and Cardiff University is show below:

Scale Classification

4.25 – 5.00	This is an excellent score – retain status quo
3.75 – 4.24	This is a very good score – with some limited room for further improvement
3.25 – 3.74	This is a good score – but a clear plan for improvement is needed
3.00 – 3.24	This is a fair score – there is considerable room for improvement
2.75 – 2.99	this is a poor score – a high degree of dissatisfaction exists
1.00 – 2.74	This is a very poor score – urgent attention is needed

In addition a traffic light system has been adopted to highlight areas of high satisfaction and indicate where future work needs to be focused.

Results

A total of 779 questionnaires were returned to CRC, approximately a fifth (18%) of these came from the Castle View area of R&M and a further tenth from Radyr Gardens.

Area of Residence

Area	No.	%
Rest of Radyr	388	50
Castle View	138	18
Radyr Gardens	78	10
Sidings	63	8
Parc Radyr	57	7
Morganstown	55	7
TOTAL	779	100

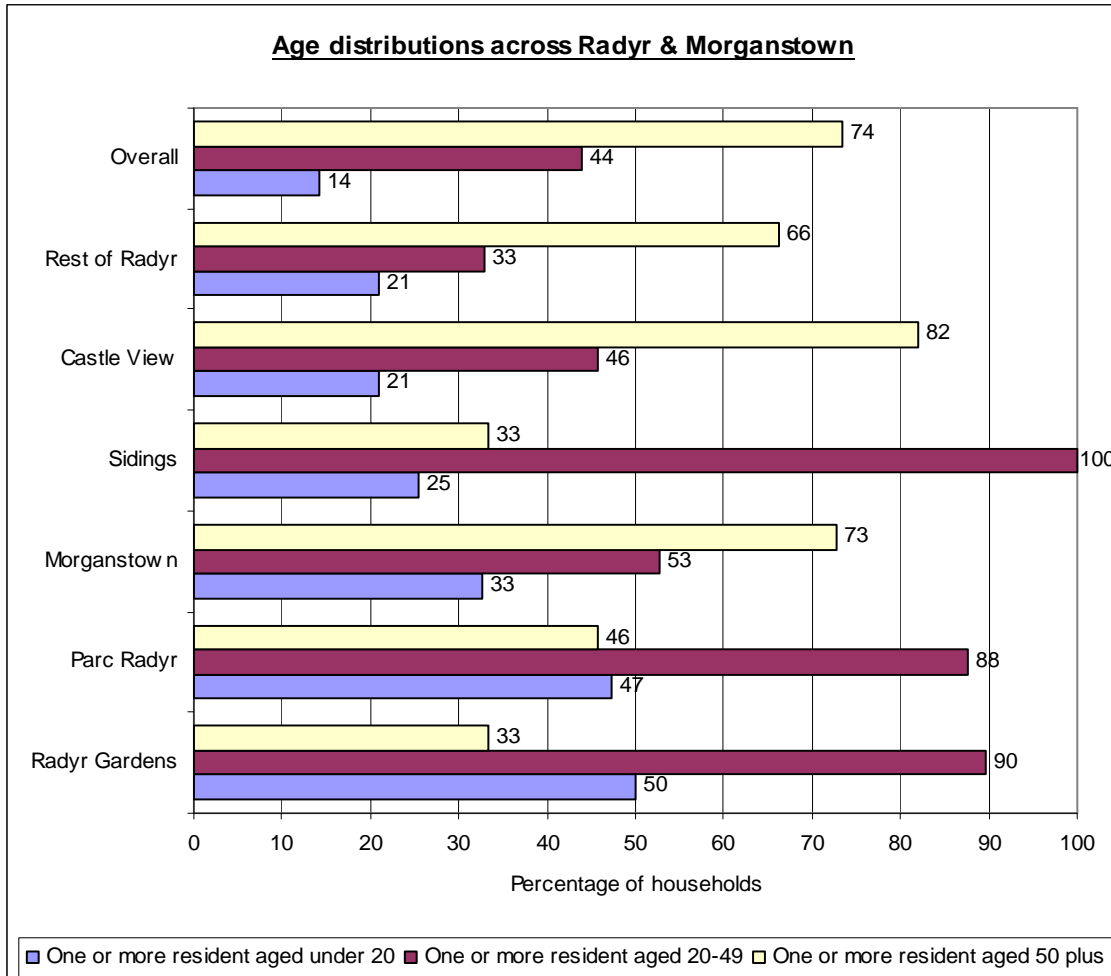
GETTING TO KNOW YOU

How many people normally live in your household in the following age ranges?

The table below provides a breakdown of household composition within R&M. In total 1,811 individuals were identified via the survey a fifth (21%) of whom were under the age of twenty and three-fifths (58%) of whom were aged fifty plus.

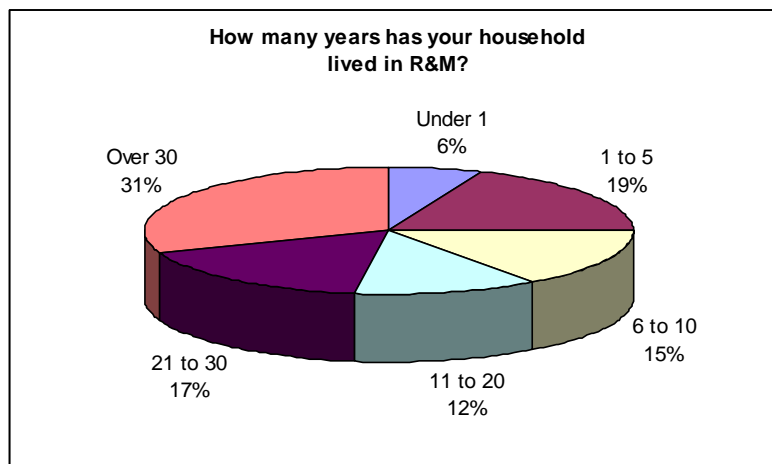
	1		2		3		4		5		TOTALS	
	No.	%	No.	%	No.	%	No.	%	No.	%	No.	%
Under 20	75	10	116	15	15	2	3	0	2	0	374	21
20-29	67	9	20	3	0	0	0	0	1	0	112	6
30-39	65	8	65	8	1	0	0	0	0	0	198	11
40-49	98	13	85	11	0	0	0	0	0	0	268	15
50-65	143	18	151	19	1	0	0	0	0	0	448	25
Over 65	143	18	134	17	0	0	0	0	0	0	411	23

Analysis of household composition was further analysed by sub area. As a result households in Radyr gardens and Parc Radyr were identified as most likely to contain one or more individuals under the age of twenty whilst Castle View and Morganstown were far more likely to include residents aged fifty plus. A full breakdown of these results is provided in the graph overleaf.

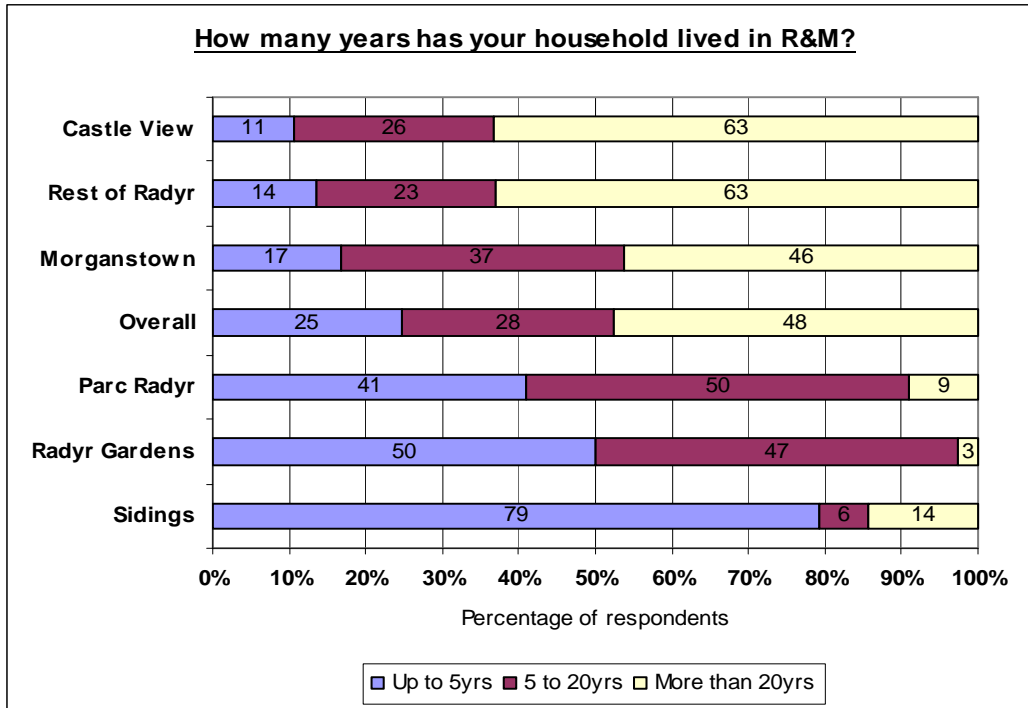


How many years have your household lived in R&M?

Respondents to the survey varied significantly in the number of years that they had been resident in the area. Almost a third (31%) of residents reported to have been in the area for over 30 years whilst a quarter (25%) had been resident for five years or less.

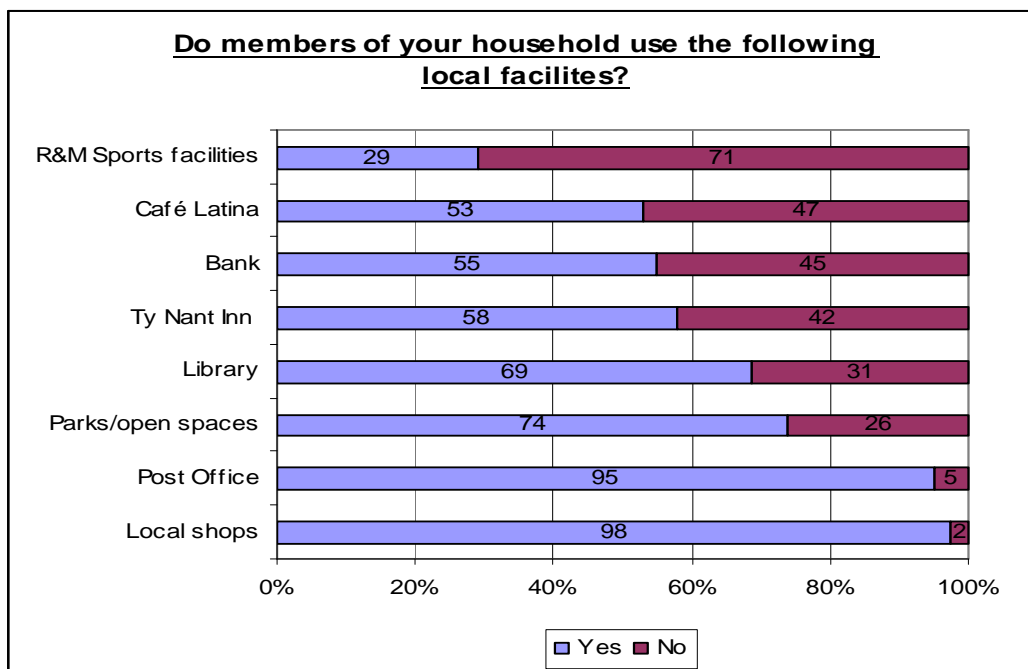


The variation in the length of tenancy becomes clear when viewed by sub area. The graph below shows four-fifths (79%) of residents of Sidings to have been resident for less than five years whereas in comparison 63% of residents in Castle View have been in occupancy for more than twenty years.



Do members of your household use the following Local Facilities?

Almost all respondents to the questionnaire reported members of their household to use the local shops (98%) and the Post Office (95%). In comparison local sports facilities were utilised by just 29% of households.



The use of local facilities was also further analysed by sub area revealing several points.

- The Sidings sub area reported the lowest levels of usage of all of the facilities with the exception of Café Latina.
- Less than half of residents in any of the sub-areas reported to use the local Bank.
- The highest discrepancy between levels of usage was in relation to the local Library with 73% of residents in Castle View making use of the facility compared to just 28% of those in the Sidings area.
- The local shops were used by over ninety percent of residents in all of the sub areas with the exception of Sidings.

	Percentage of residents using the facilities						
	Overall	Castle View	Morgans town	Parc Radyr	Radyr Gardens	Sidings	Rest of Radyr
Library	69	73	67	64	56	28	74
Bank	55	48	49	42	38	28	65
Post Office	95	98	92	93	82	59	97
Ty Nant Inn	58	63	76	42	84	40	49
Local shops	98	96	94	100	92	61	99
Café Latina	53	33	37	71	48	42	58
Parks/open spaces	74	65	83	89	87	46	71
R&M Sports facilities	29	25	23	36	35	13	30

How do they travel to work/college, and what is the normal journey time for each person in your household?

An overall total of 899 individuals were identified as regularly travelling to work or college from R&M. Of these, 69% used a car as their regular mode of transport whilst a further 14% opted to use the train service.

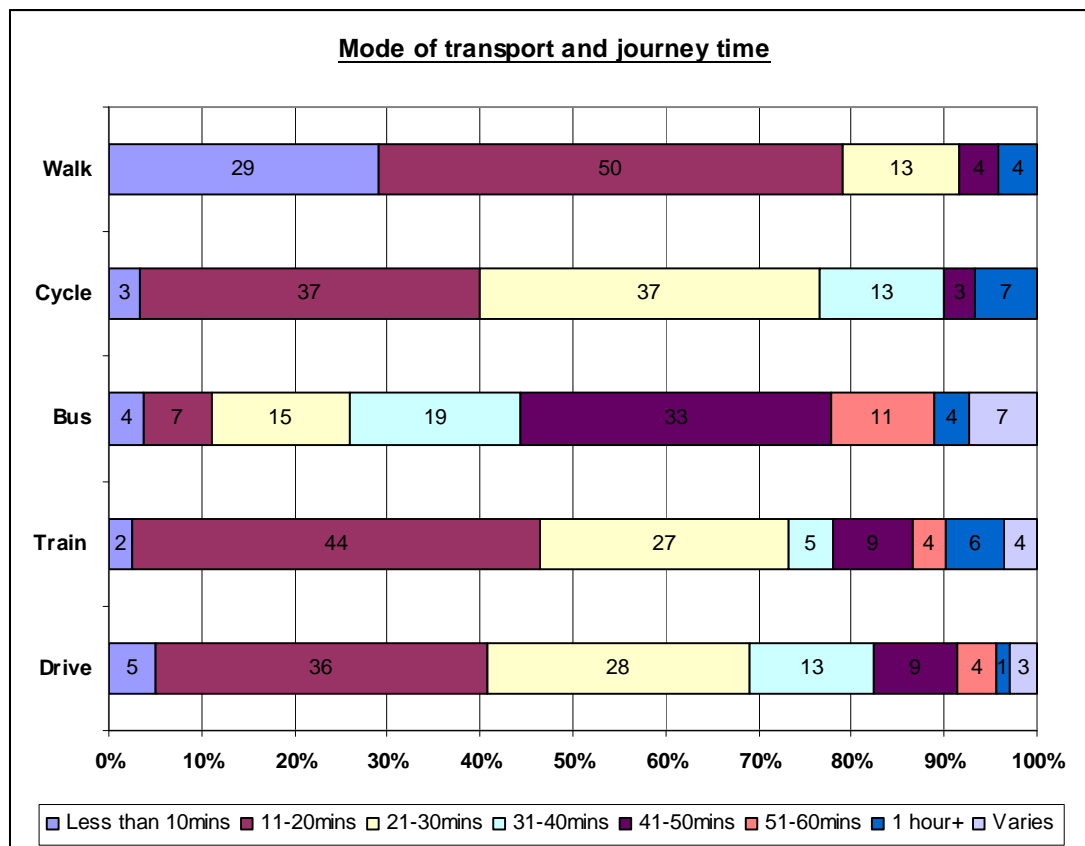
	Person 1	Person 2	Person 3	Person 4	TOTAL	%
Drive	359	229	25	11	624	69
Train	61	49	16	1	127	14
Bus	29	12	7	2	50	6
Cycle	27	8	1	0	36	4
Walk	19	13	12	5	49	5
Other	6	6	0	1	13	1

These results were further analysed in order to calculate the journey times for each of the modes. The table and graph below show that in the case of those individuals opting to walk, 79% of journey times were twenty minutes or less.

Travel by public bus can be identified as the most time consuming with just 11% reporting the journey to be less than twenty minutes. Over two thirds (67%) reported their journey by bus to take from 30 minutes to over an hour.

Driving was identified as by far the most popular option for mode of transport. Additionally over two-fifths (41%) of journeys taken this way were described as taking no more that twenty minutes whilst just a quarter (27%) of respondents reported either themselves or other household members needing to drive for more than thirty minutes to reach their work or college.

	Less than 10mins		10-20mins		21-30mins		31-40mins		41-50mins		51-60mins		1Hour+		Varies	
	No.	%	No.	%	No.	%	No.	%	No.	%	No.	%	No.	%	No.	%
Drive	22	5	155	36	123	28	58	13	39	9	18	4	6	1	13	3
Train	2	2	36	44	22	27	4	5	7	9	3	4	5	6	3	4
Bus	1	4	2	7	4	15	5	19	9	33	3	11	1	4	2	7
Cycle	1	3	11	37	11	37	4	13	1	3	0	0	2	7	0	0
Walk	7	29	12	50	3	13	0	0	1	4	0	0	1	4	0	0



There were no discernable differences identifiable by sub area.

If household members drive to the station, where do they park?

A total of 147 residents responded to this question with the vast majority responding that they park in Radyr station's dedicated car park. Several additional comments did however infer that this is not always possible due to the low capacity of the car park and that it frequently becomes necessary to park in the surrounding area. Areas specifically mentioned were Kings Road and Windsor Road, areas surrounding the war memorial and also the new estate that is being developed in the area.

GENERAL QUESTIONS FOR THE HOUSEHOLD

Do you generally regard R&M as a friendly place to live?

Almost all of those residents responding to the questionnaire reported that they generally regard R&M as a friendly place to live, a belief that was shared across all sub areas responding to the survey.

	No.	%
Yes	711	97
No	22	3
TOTAL	733	100

Please rate your overall experience of living in the area

Respondents were asked to further quantify this response by rating their overall experience of living in the area with 5 being 'excellent' and 1 'poor'. The table below shows a third (33%) of respondents to rate their experiences in R&M as 'excellent' whilst respondents reported an overall score of 4.17. This is a very good score with some limited room for further improvement.

Overall scores were subsequently calculated for each of the sub areas with R&M. Interestingly those respondents categorised as 'the rest of Radyr' i.e. anywhere not identified as a distinct sub area reported the highest levels of satisfaction (4.21). The lowest score was attributed to Radyr Garden's; however this remains a very good score with some limited room for further improvement.

	No.	%
5 - 'Excellent'	246	33
4	392	53
3	95	13
2	10	1
1 - 'Poor'	2	0
TOTAL	745	100

	Score
Rest of Radyr	4.21
Overall	4.17
Sidings	4.16
Castle View	4.13
Morganstown	4.13
Parc Radyr	4.12
Radyr Gardens	4.04

Are there any comments that you would like to make?

A total of 110 residents opted to make further comments about the area of R&M. Many of the comments were positive and focused on the friendliness of the people, the local groups for people to become involved with and the family friendly nature of the area.

Despite the overall levels of satisfaction expressed in the earlier question, residents did however also use this opportunity to highlight one or two of the aspects they found less agreeable in the area. It was widely expressed that the area would benefit significantly from an increase in amenities in particular a pub/restaurant. Additionally some residents, specifically those who were

single or without children reported to find some aspects of the area 'cliquey' whilst concern was also expressed relating to the growing size and increased traffic over the past few years.

A representative sample of the comments made is provided below:

"A good place to raise a family."

"There are lots of "groups" but I find the "hand of welcome" to single people is lacking."

"Village is in danger of becoming too large."

"A good place to access both city and countryside."

"The shopping facilities are extremely poor. There are far too many new homes without a corresponding increase in local facilities."

"Very friendly to newcomers."

"Not very welcoming if you don't have children."

"A pub or a take-away in Radyr would make it perfect."

"Used to be better - slight fears for the future due to lack of infrastructure."

"Better local shops and better traffic management through the village needed."

"An extremely pleasant place to live with lots of activities for ALL age groups who care to participate."

"Generally friendly although people on the two new estates do not appear to wish to join in community events/facilities as much as people in the older parts of the village."

"Would benefit greatly from another restaurant/pub delicatessen etc."

"Very good for bringing up children i.e. schools locally, scouts, guides, golf and tennis clubs."

"Was better before the new housing developments came - Radyr Sidings."

"Lovely environment, let down by kids hanging around over bridge."

"General decline over past 5 years."

"Can be a bit cliquey."

"I love the strong sense of community and feel a strong sense of belonging."

"A proper local pub or wine bar and butcher/fishmonger would improve the village."

"Generally good apart from gangs of kids hanging around at night, mainly in summer."

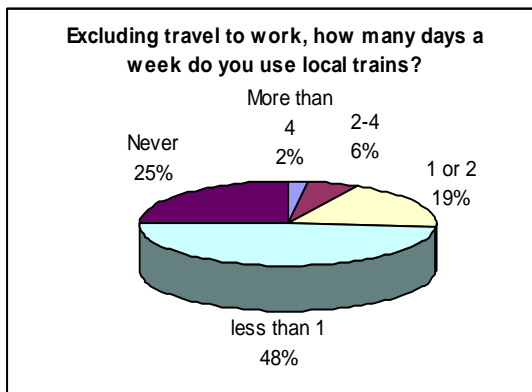
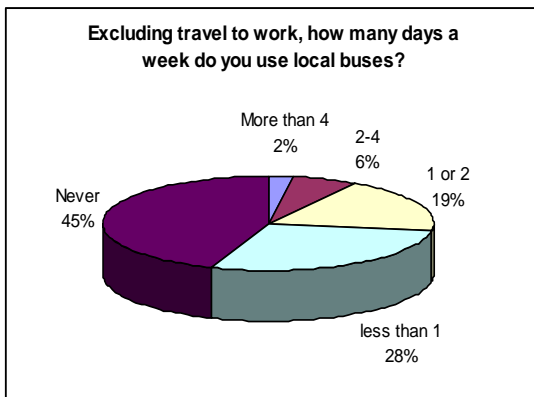
"Unfortunately I have had several episodes of low level vandalism/anti social behaviour on my property as young people congregate near my house."

"People we have met in R+M are very friendly."

Excluding travel to work, on average how many days a week do you use local transport?

The graph below shows the proportion of respondents using public transport for journeys excluding travel to work. Both the inner ring (bus) and the outer ring (trains) show 27% of respondents to be using these modes of transport at least one day a week in addition to their travel to work routine.

The only variation between the usages of the two modes was that 45% of respondents reported to ‘never’ using the bus service as opposed to 25% who made the same claim regarding trains.



Please state your biggest problem with the TRAIN

A total of 356 respondents reported problems that they themselves experience with the local train service. The problems described included inadequate parking facilities, access to the platform, overcrowding and expense.

Problem	Number
Poor/Insufficient parking	126
Access to Platform	70
Crowding	39
Distance to the station	31
Routes	18
Reliability	11
Safety	10
Expense	6

A representative selection of the comments received is provided below:

“No disabled facilities to assist in getting onto platform.”

“Access to the platforms with a buggy is almost impossible when travelling alone as steps on all sides of station.”

“Deep step between the train and platform when alighting.”

“Difficulty accessing the platforms with buggies/wheelchairs.”

“Not child friendly - as I have young grandchildren it is very awkward with pushchairs. Also tough for the elderly having to negotiate steps to the platform.”

“Car parking facilities are totally inadequate.”

“Difficulty parking at the station during the week.”

“Not used because parking facilities very poor.”

“Trains overcrowded especially mornings and late afternoon.”

“Crowded cattle trucks!”

“Often no seats on commuter services.”

Please state your biggest problem with the BUS

A total of 338 respondents reported problems that they themselves experience with the local bus service. The problems described included long convoluted routes, infrequent services, inconvenient routes and poor drivers.

Problem	Number
Long and convoluted journey	102
Infrequent/unreliable service	90
Inconvenient route	37
Lack of shelters	22
Expense	11
Lack of timetable information	10
Access	5
Poor drivers	5

A representative selection of the comments received is provided below:

“Takes too long - seems to cover too great an area.”

“Too slow, long and convoluted route.”

“Bus route is far too circuitous all around Danescourt then back up to Fairwater then Canton. 45 mins into city. That puts 1 1/2hrs on your shopping trip.”

“Bus not always on time and sometimes cancelled.”

“Very limited timetable, especially at weekends.”

“Very limited timetable, especially weekends.”

“Too expensive for family to use. Cheaper to drive!”

“No problem with transport but we lack bus shelters.”

“Not many bus shelters, so get wet if raining & don't know if you've missed bus.”

“There is no service from Morganstown through Llandaff.”

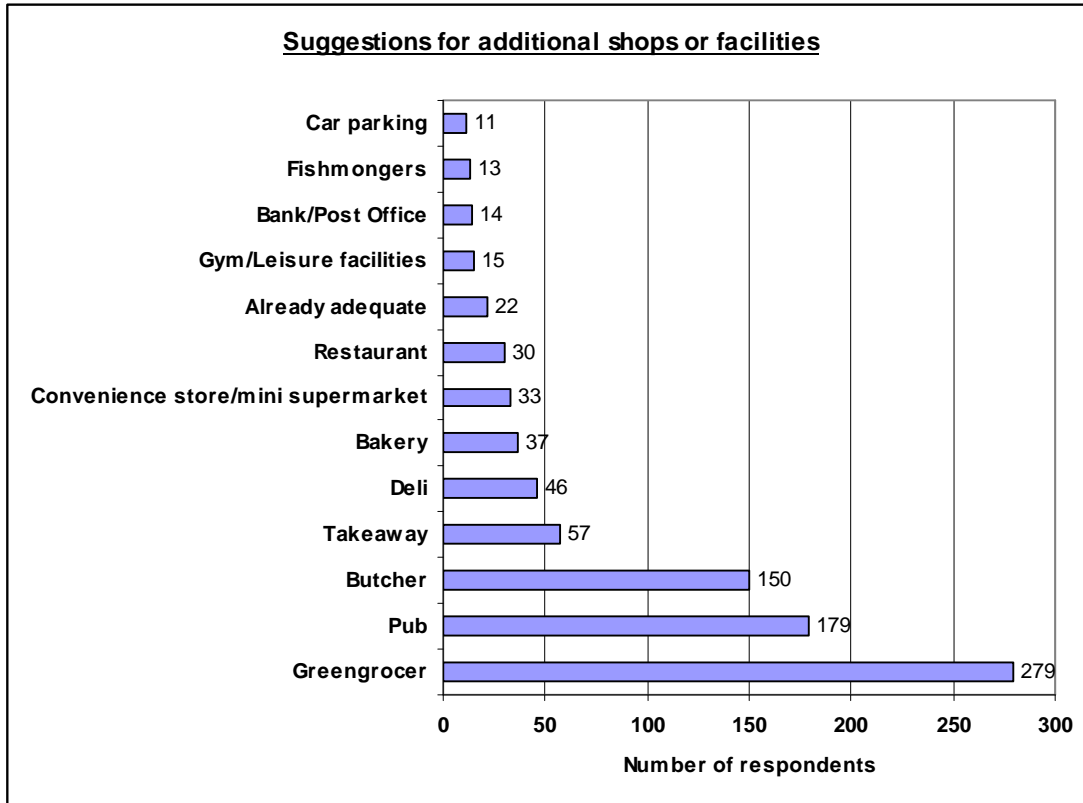
“No direct services to Heath hospital and Cardiff North.”

“Point of destination unsuitable.”

SHOPS & FACILITIES

Do you have any suggestions for additional shops or facilities that you think we need?

A total of 560 respondents provided suggestions relating to additional local facilities needed in the R&M area. The table below provides a breakdown of the most common suggestions made by respondents to the survey with a greengrocers by far being the most popular addition to the area.



A wide variety of additional suggestions were also put forward by respondents including a café bar, iron mongers, newsagents, gift shop, community centre and bowls club.

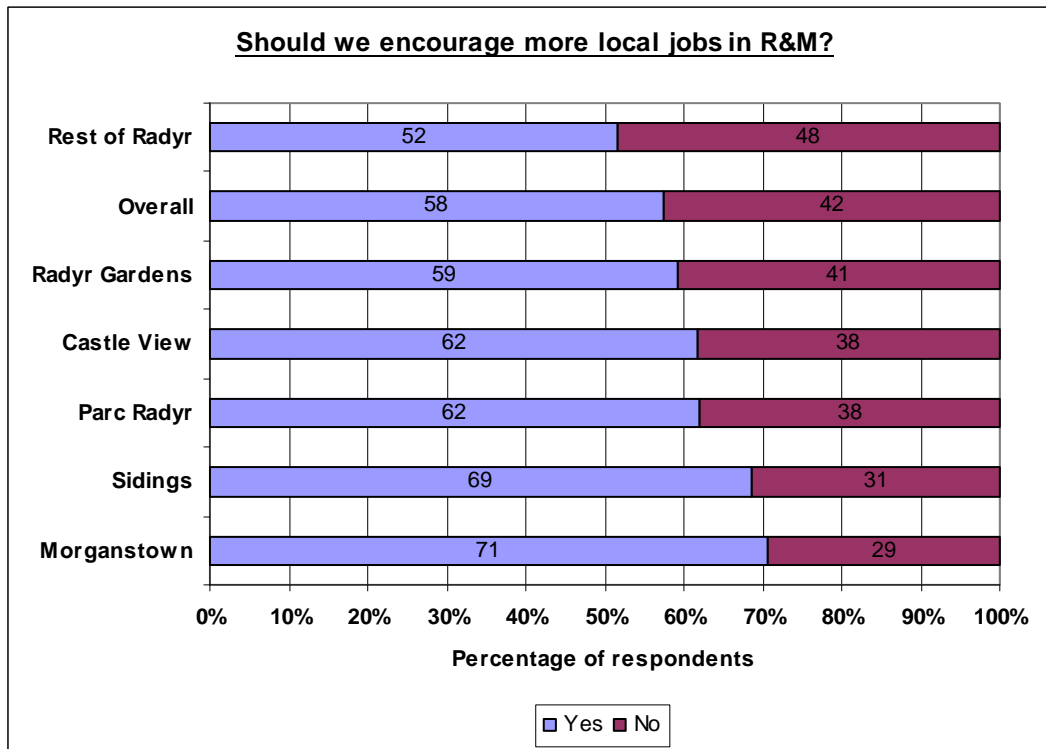
LOCAL JOBS

Should we encourage more local jobs in R&M?

Respondents to the questionnaire were split as to whether more local jobs should be encouraged to the R&M area with 58% in favour and 42% against.

	No.	%
Yes	298	58
No	220	42
TOTAL	518	100

Responses to the question were further analysed by sub area. Interestingly all of the identified subgroups were more in favour of the idea of encouraging new jobs to the area than those grouped as 'the rest of Radyr'. The highest level of agreement came from respondents from the Morganstown area and the Sidings, 71% and 69% of whom respectively were in favour of encouraging more local jobs.



If so, what do you think we should aim for and where might they be located?

Respondents were further encouraged to make suggestions as to what type of employment should be encouraged and where they might be located. A total of 169 respondents made additional comments regarding this point although these were split into three distinct groups:

A) Those that were either unsure about the proposal or believed the area unsuitable for this kind of development (25):

"I think of Radyr as a residential area rather than a working area."

"Radyr is a residential suburb. Shops or commercial development is unsuitable & must be located more appropriately elsewhere."

"This is not an industrial area or an "office" area - not sure what jobs could be created."

B) Those who were thinking only in terms of minimal opportunities in local facilities e.g. a new greengrocer for the area (78):

"Farmers markets, with local produce, say once a month."

"Street sweepers, someone to care for open spaces & cut the grass more frequently."

"Better shops in the village."

"If a supermarket was opened in the area then local people would go for the out of hour's jobs."

C) Those thinking on a larger scale of attracting business to the area (41):

"Light industrial units around river area (Morganstown) or commercial offices (? by railway sidings development)"

"Commercial / office complex near station."

"Small businesses in existing premises e.g. by Real Radio or on new units built on brown field sites."

"There are still empty office blocks near Ynys Bridge."

"Aim for attracting more businesses utilising space above existing shops in the village or in Caer Graig."

HOUSING

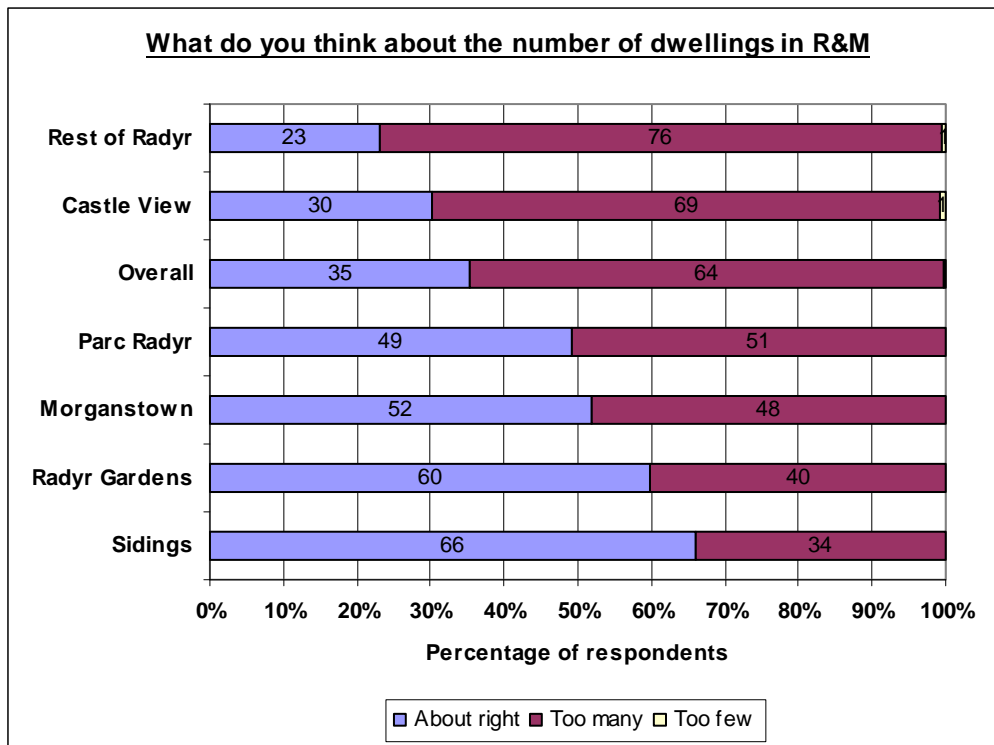
What do you think about the number of dwellings we now have in the whole of R&M?

Almost two-thirds (64%) of respondents to the survey reported that they believed R&M to currently have too many dwellings. The remaining third of respondents considered the current numbers to be about right whilst almost nobody considered further residential development to be required in the area.

	No.	%
Too many	488	64
About right	268	35
Too Few	3	0
TOTAL	759	100

Responses to the question were further analysed by sub area, the results of which can be seen in the table and chart below. Opinion as to the current level of development varies from just 34% of Sidings residents that consider the current level of dwellings too high to 69% of residents in Castle View.

	About Right		Too Many		Too few	
	No.	%	No.	%	No.	%
Sidings	41	66	21	34	0	0
Radyr Gardens	46	60	31	40	0	0
Morganstown	27	52	25	48	0	0
Parc Radyr	28	49	29	51	0	0
Overall	268	35	488	64	3	0
Castle View	41	30	94	69	1	1
Rest of Radyr	87	23	287	76	2	1



Respondents were asked to provide any further comments that had with regard to this issue to which a total of 511 responded. From these comments it is evident that the most prominent concern for local people is the ability of the current infrastructure of the area to cope with the already high demand as well as any additional burden that may be placed on it in the future.

A total of 190 individuals specifically mentioned the local transport system, road congestion and lack of parking. A further 136 individuals commented on the lack of amenities i.e. shops, schools and leisure facilities to cope with the growing population. Concerns were also raised with regard to crowding (48) the loss of character (37) and the destruction of open green space (16).

Listed below is a representative selection of the comments received:

“Amenities have not been expanded in parallel with increased house numbers.”

“Additional housing has not been accompanied by infrastructure improvements i.e. roads, station parking and facilities to accommodate them.”

“Health services and schools are finding it difficult to cope. Roads are becoming increasingly overcrowded.”

“New developments are destroying 'village feel' and greatly increasing traffic.”

“Radyr has grown a lot in the past 10 years. Facilities are no longer sufficient for the number of houses.”

“The local services will be overwhelmed by the massive development in Radyr sidings - it looks awful & characterless.”

“There should have been an overall density limit placed on the Radyr sidings development. This should apply to any future developments.”

“Too many new builds and not enough investment in local services.”

“We are destroying the village atmosphere/community spirit by the endless building here.”

“Any more developments would ruin both the countryside feel and also the community spirit.”

Additionally respondents were also asked “If you think there should be more dwellings, what sort and where located, if you have an idea?” A total of 106 residents responded to this question although almost all of the comments made were to adamantly state that they believed any further development in the area to be both unnecessary and damaging. Just one respondent made any positive suggestion, thereby nominating the *“Land between here (R&M) and Rhydefar estate”* as a means *“to possibly link-up / incorporate that estate into R&M.”*

TRAFFIC

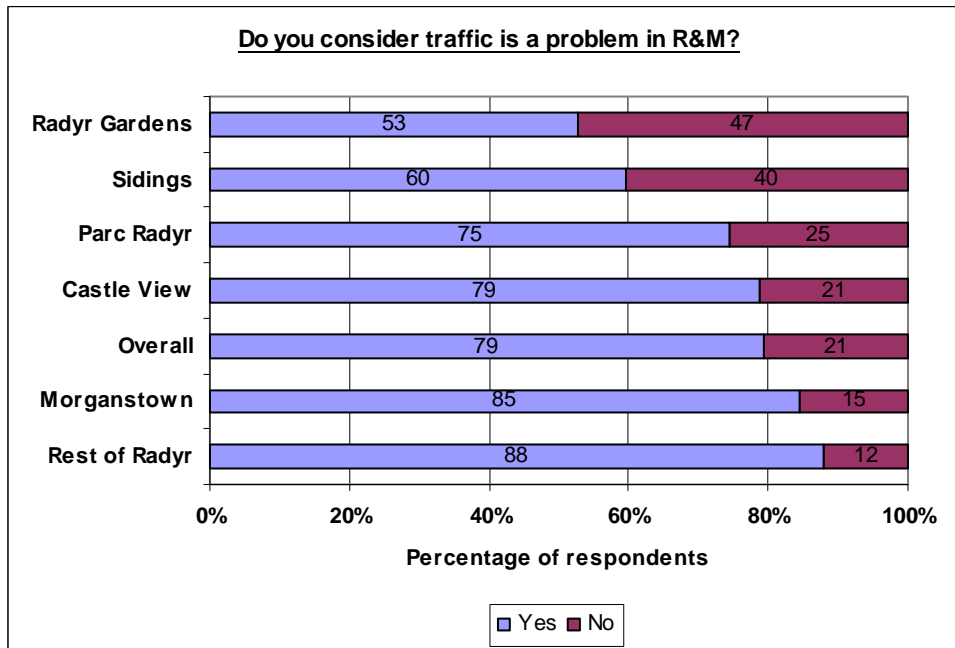
Do you consider traffic to be an issue in R&M?

Comments from earlier questions clearly highlighted traffic as a concern for many residents in the area. Unsurprisingly when questioned directly a majority of four-fifths (79%) confirmed it as an issue.

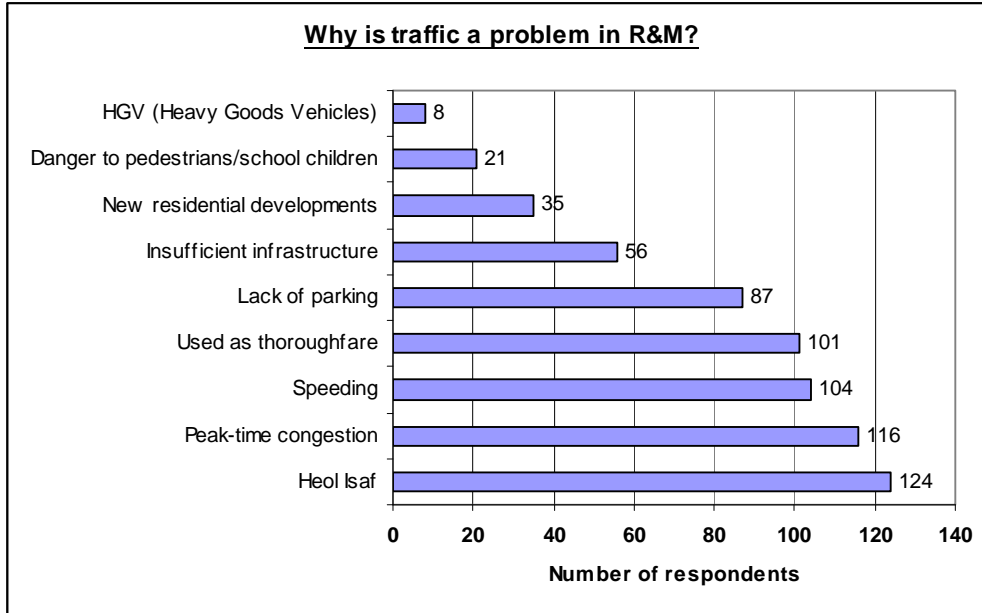
	No.	%
Yes	589	79
No	153	21
TOTAL	742	100

Again these responses were examined by sub area, the following table and graph showing the issue to be of considerably less concern to residents of Radyr Gardens (53%) and Sidings (60%) than for those in other areas.

	Yes		No	
	No.	%	No.	%
Rest of Radyr	326	88	44	12
Morganstown	44	85	8	15
Overall	589	79	153	21
Castle View	104	79	28	21
Parc Radyr	41	75	14	25
Sidings	37	60	25	40
Radyr Gardens	38	53	34	47

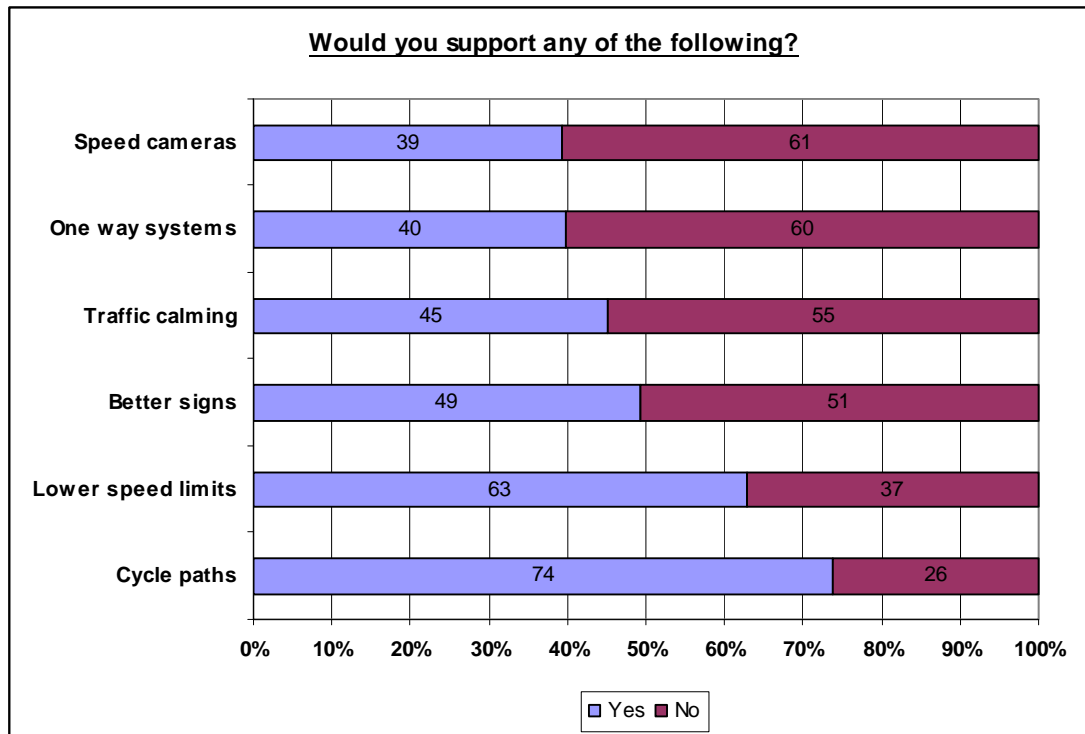


A total of 511 residents provided comments as to why they feel that traffic is an issue in the R&M area. The chart below shows a breakdown of the issues that were raised with Heol Isaf being specifically mentioned by 124 residents although it can also be inferred that many of the other points made also relate to this area.



Would you support any of the following measures?

Residents of R&M were asked to rate their support for a range of traffic measures. The table below shows three-quarters (74%) of residents to be supportive of cycle paths in the area and 63% would welcome lower speed limits. Lower levels of support were expressed for both the introduction of speed cameras (39%) and one way systems (40%).



With regard to each of these measures respondents were asked if they had any specific locations in mind for their application. A synopsis of the comments received is provided below.

Cycle Paths

In response to the high volume of traffic, Heol Isaf was easily identifiable as the area most favoured for the introduction of a cycle path. Several suggestions were also put forward for Llantrisant Road as well as any pathways which would serve to link the area to the Taff Trail.

Lower Speed Limits

Again Heol Isaf was by far the location most frequently mentioned as suitable for the introduction of lower speed limits. One or two other roads were also identified although by much fewer numbers including Bryn Derwen, Park Road and Windsor Crescent. Also emphasised by numerous respondents was the importance of keeping traffic speed to a minimum around schools with several suggesting a limit of 20mph in these areas.

Better signs

There were few clear suggestions with regard to signage in the area. Many felt the current number of signs to be sufficient although it was granted that these may benefit from an upgrade rather than additional signs being added. One or two individuals felt that some local facilities would benefit from

improved signage and the importance of keeping existing signs clear from foliage was also expressed.

Traffic calming

As in reference to the previous suggestions Heol Isaf, Bryn Derwen and the areas around local schools were identified by those in favour of traffic calming measures as the most appropriate location for their introduction. What also seems apparent through the responses to this question was that generally residents were against the introduction of speed humps as a means of calming the traffic and by and large would prefer the introduction of chicanes or other alternative measures.

One way systems

The majority of those in favour of the introduction of a one way system identified Station Road as the most appropriate location for its introduction. Other areas mentioned by respondents included Windsor Crescent, Kings Road and Park Road.

Speed cameras

Support for the introduction of cameras was minimal although amongst those in favour Heol Isaf and Bryn Derwen were again identified as suitable locations. Also specified by several respondents was the local Scout Hut which it was considered might benefit from this measure.

Any other ideas?

When asked if they had any further ideas with regard to traffic management in the area, respondents provided a wide variety suggestions, a selection of which are provided below:

“If you are going to have speed cameras have an AVERAGE SPEED CAMERA at both ends of the Village so that there can be no speeding up through Village.”

“Cars parking on or near bends, roads leading to shops dangerous, illegal parking - parking on pavements very prevalent.”

“Parking on pavements should NOT be allowed and as such should be enforced (this limits access for all people)”

“Fixing the lights near the Ty Nant so that they allow the traffic to flow better.”

“Automatic illuminated speed restriction signs.”

“End developments and increased traffic management would not be necessary!”

“Stop cars from using Radyr to get from west Cardiff to valleys etc.”

“Enforcing weight limits on heavy vehicles.”

“Stop HG lorries speeding through our village day and throughout the night.”

“Encourage school kids to car pool/take bus etc.”

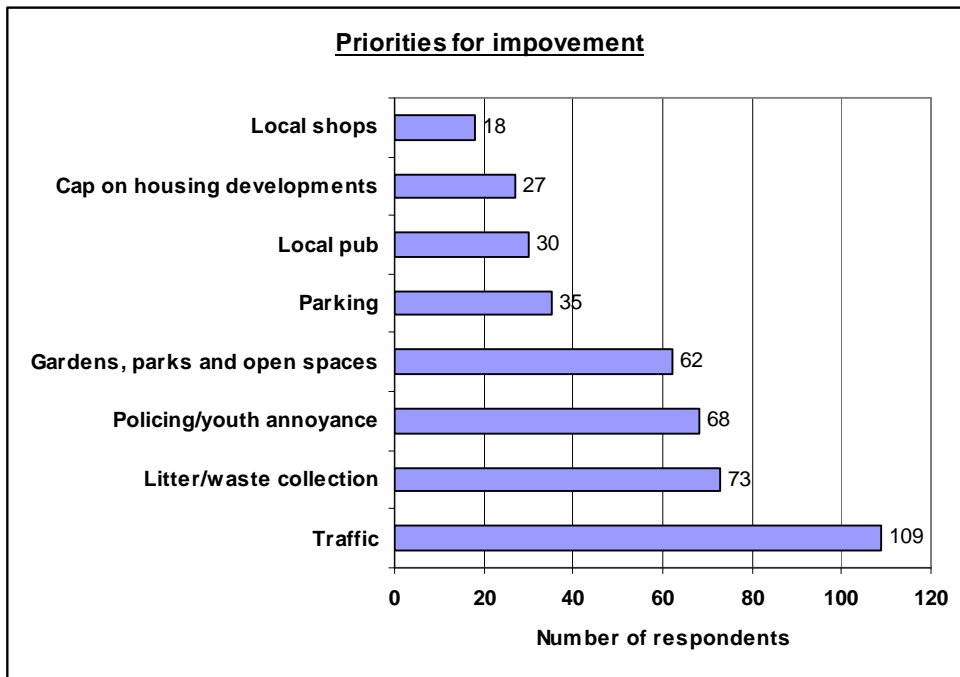
“Encourage children to walk to school by making it difficult to get 4x4s anywhere.”

“A different road from the new houses currently being built to ease congestion on Heol Isaf.”

THE LOCAL ENVIRONMENT

What one thing would be your priority to improve the local environment?

A total of 460 respondents made suggestions as to what could be done to improve their local environment. The table below shows some of the most common priorities identified by local people.



Measures to reduce the volume of traffic in the area were identified as a priority for improvement by 109 respondents. Also viewed as important were litter/waste collection and policing/youth annoyance. Listed below is a representative sample of the comments received from residents.

“Traffic calming at Min-y-Coed as residents and children are at risk from traffic travelling at 40-50mph.”

“During the recent road closure we realised how much traffic must be through traffic. If the volume cannot be reduced we would like to see cameras to measure the average speed through R&M to make the road safer at ALL points.”

“Less traffic along Heol Isaf, consider a by-pass.”

“The removal of litter from paths, roadsides, hedges etc - at present it is only removed from the Heol Isaf area - many of us live and work in other areas. Also sweeping of the pavements, which are a disgrace.”

“Dog Fouling - particularly front garden, park areas and foot paths. This issue needs to be addressed and stopped.”

“Litter pickers in Radyr gardens.”

“Clamping down on gangs of youths hanging around in the evenings.”

“Encouragement for groups of aimless youths to channel their energy towards constructive activity.”

“More community police to prevent mindless vandalism and car crime.”

“Retain green spaces, large gardens as green 'lungs' for physical and visual benefit. Don't build on everything.”

“More trees on the new estates.”

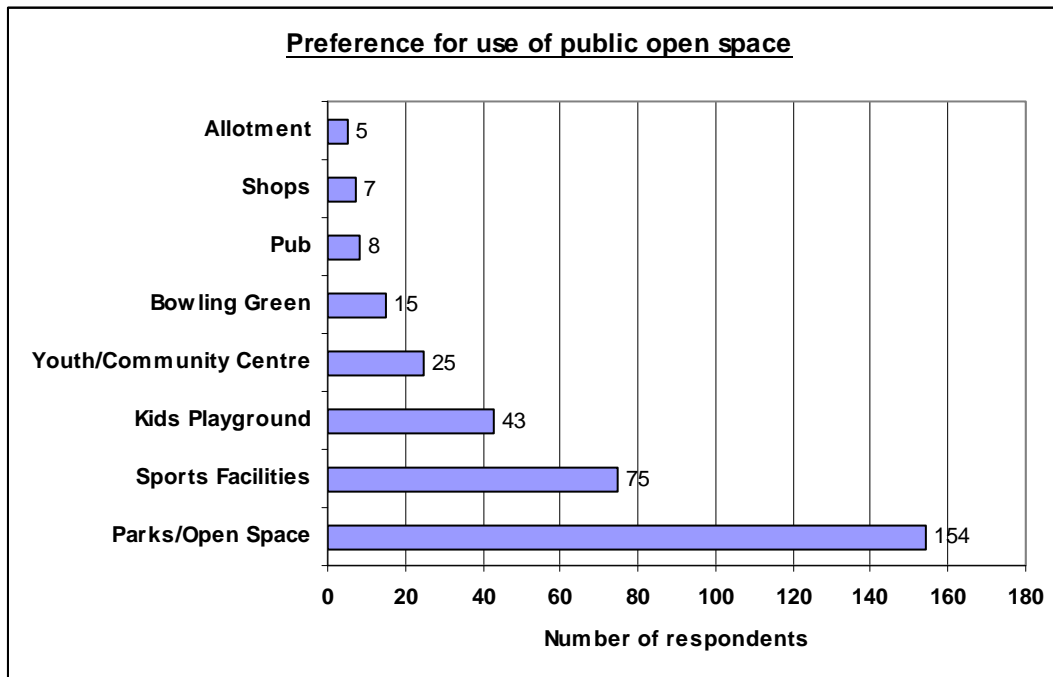
“Provide more parking for Railway Park and ride to relieve the neighbouring residential area from being used by commuters.”

“Good local restaurant and public house. Meeting place for the community.”

“Stop construction companies building more dwellings in Radyr area.”

If more public open space were available, to what use would you put it?

A total of 310 respondents expressed views as to their preference for the use of additional public open space should it become available. A significant majority of the comments made expressed a preference for the land to remain as parkland or open space (154). Also popular however was the possibility of turning the land into sports facilities (75) or a children's playground (43).



Listed below is a representative sample of the comments received from residents.

“Walking, green breathing space areas BUT should have covenants preventing future building.”

“Establishing pleasant parkland by the river with picnic facilities.”

“More play areas and attractive landscaped gardens/parks with public artwork/sculptures.”

“Open space needed for fetes and ad hoc sports.”

“Sports pitches for public use.”

“Bowling green and tennis courts.”

“Getting communities together, children interact, playground, somewhere for people to meet, there are lots of ideas.”

“Something for teenagers - skate park was an excellent idea.”

“Adventure playground, something challenging for 7+.”

“Facility for older kids to hang out.”

“Bowling green and park area with flower beds, benches etc.”

Please rate our local children's playgrounds

Respondents were asked to rate the local children’s playground with 5 being ‘excellent’ and 1 ‘poor’. The table below shows over four-fifths (82%) of respondents to rate the facilities as a ‘three or above’ with an average score being provided of 3.28 – This is a good score but a clear plan for improvement is needed.

Average scores were subsequently calculated for each of the sub areas with Parc Radyr rating local playgrounds highest with a score of 3.72. Children’s playgrounds were considered most poor by residents of Castle View, with a score of 2.83; this is a poor score, a high degree of dissatisfaction exists.

	No.	%
5 - 'Excellent'	41	8
4	203	38
3	192	36
2	44	8
1 - 'Poor'	49	9
TOTAL	529	100

	Score
Parc Radyr	3.72
Radyr Gardens	3.69
Morganstown	3.64
Sidings	3.56
Overall	3.28
Rest of Radyr	3.10
Castle View	2.83

Please rate the level of equipment provided

Similarly respondents were asked to rate the level of the equipment provided at the playground sites. Approximately four-fifths (81%) of respondents rated the equipment as ‘three or above’ providing an average score of 3.26 –This is a good score but a clear plan for improvement is needed.

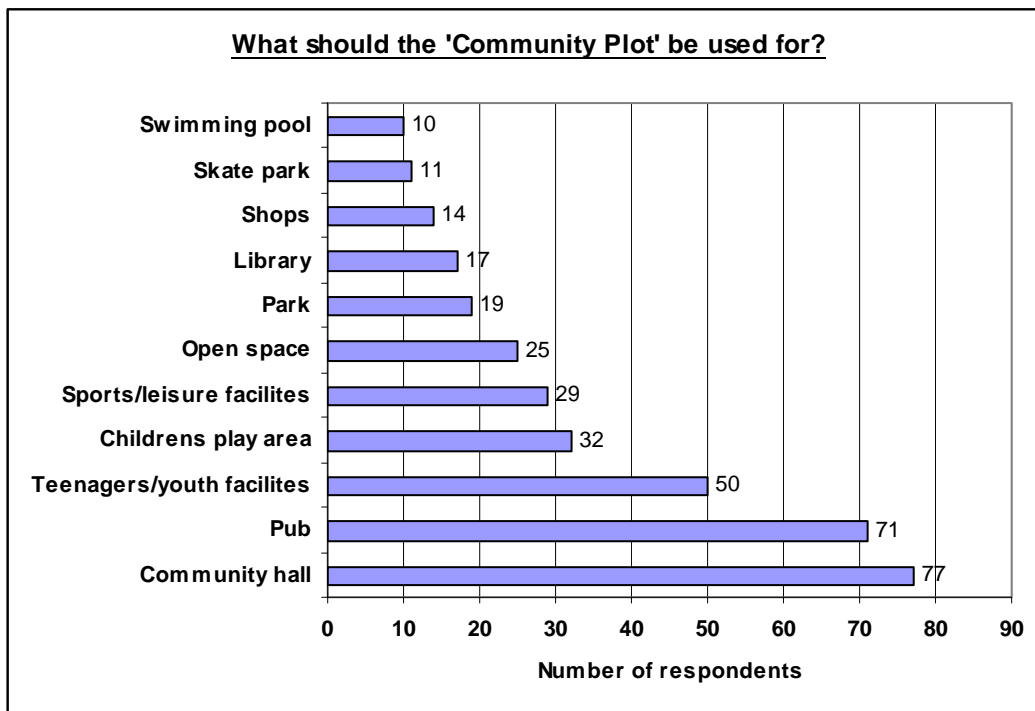
Again average scores were calculated for each of the sub areas with Parc Radyr rating the level of equipment highest with a score of 3.74. Apparatus was considered most poor by residents of Castle View with a score of only 2.47; this is a very poor score, urgent attention is needed.

	No.	%
5 - 'Excellent'	38	7
4	191	37
3	189	37
2	61	12
1 - 'Poor'	37	7
TOTAL	516	100

	Score
Parc Radyr	3.74
Radyr Gardens	3.65
Morganstown	3.55
Sidings	3.54
Overall	3.26
Rest of Radyr	3.09
Castle View	2.47

The Sidings development includes a designated 'Community Plot' about twice the size of the Old Church Rooms site (in Park Road). What should it be used for?

A total of 375 respondents added their views as to what the site could possibly be used for. The table below provides a breakdown of the most popular suggestions made with a Community hall or a local pub receiving the most votes. Actual specifics with regard to the function of a community centre on the site were both varied and hazy although several respondents noted the importance of the venue to be capable of holding theatre style performances.

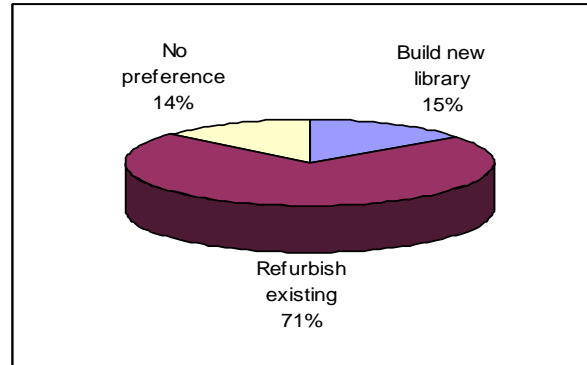


Other suggestions made by the respondents included allotments, a bowling green and additional car park facilities.

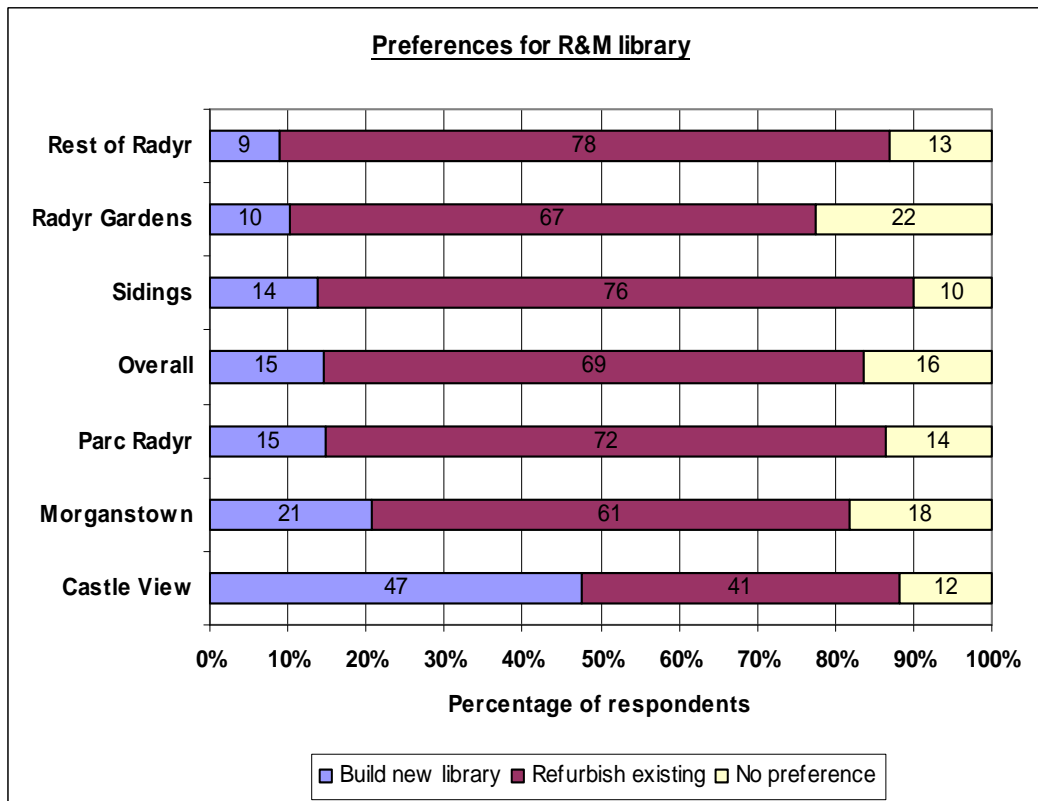
One proposal for the 'Community Plot' is to use it for a new purpose-built Radyr Library, and close the existing Library in Park Road. An alternative is to refurbish the existing Library.

Respondents were asked to indicate their preference with regard to the options above. The table and chart below show the majority of residents (71%) to be in favour of refurbishing the existing library site.

	No.	%
Build new library	109	15
Refurbish existing	529	71
No preference	101	14
TOTAL	739	100



When examined by sub area this stance can be seen to hold true with the noticeable exception of Castle View where 47% of residents were in favour of the building of a new library.



LEISURE

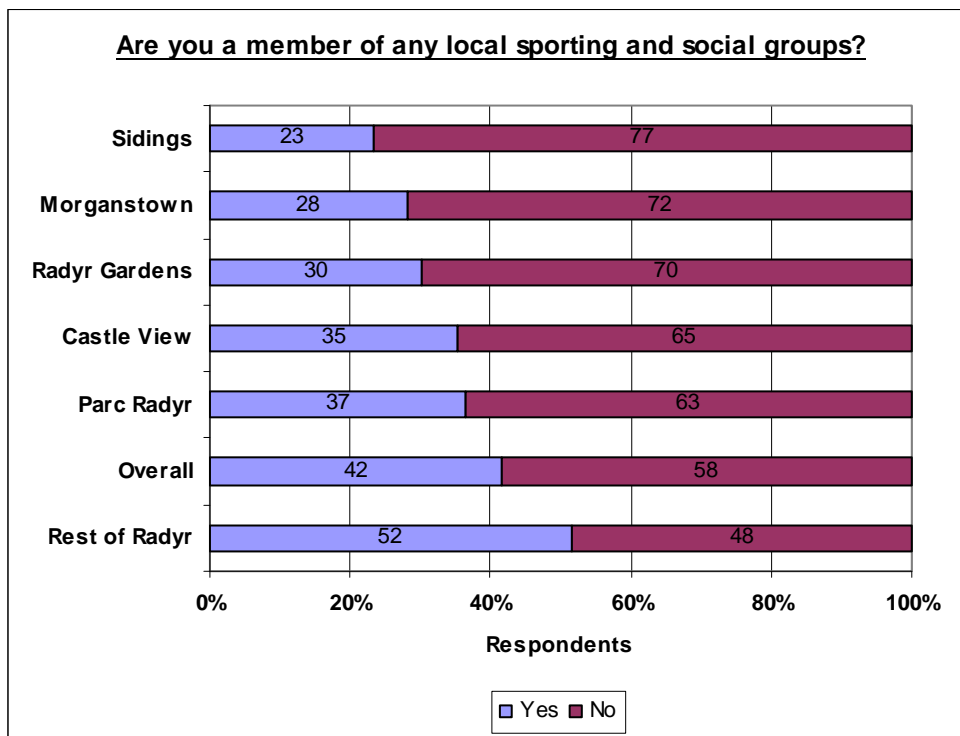
Are you a member of any of the local sporting and social groups?

Over two-fifths (42%) of respondents to the questionnaire reported to be members of the local sporting and social groups.

	No.	%
Yes	311	42
No	435	58
TOTAL	746	100

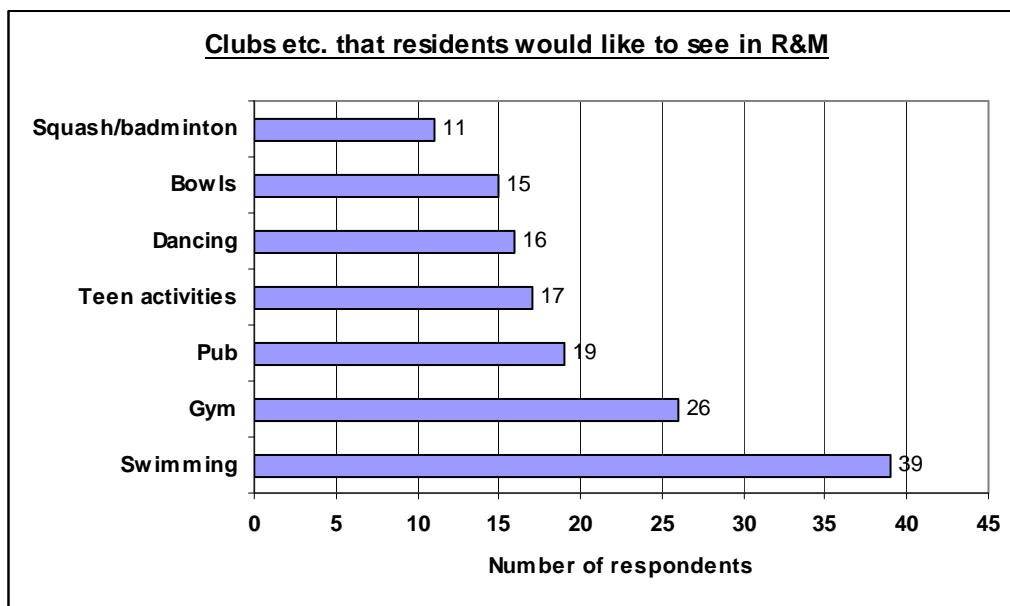
The table and graph below examine the level of participation in local social groups by sub area. All of the areas identified can be seen to have a lower level of involvement with these groups as compared to the 'rest of Radyr' (52%). The sub area identified as having the lowest level of involvement was the Sidings area where less than a quarter (23%) of residents reported any involvement with local sporting or social groups.

	Yes		No	
	No.	%	No.	%
Rest of Radyr	194	52	182	48
Overall	311	42	435	58
Parc Radyr	19	37	33	63
Castle View	47	35	86	65
Radyr Gardens	22	30	51	70
Morganstown	15	28	38	72
Sidings	14	23	46	77



Are there clubs/societies/activities/leisure facilities you would like to see that are not available now?

A total of 277 residents provided additional information relating to clubs and leisure facilities in the area. Of these comments, 61 were made by individuals expressing the view that R&M already has adequate provision of clubs etc. for its residents. From those remaining comments a wide variety of suggestions were identified, the most popular of which are provided in the graph below.

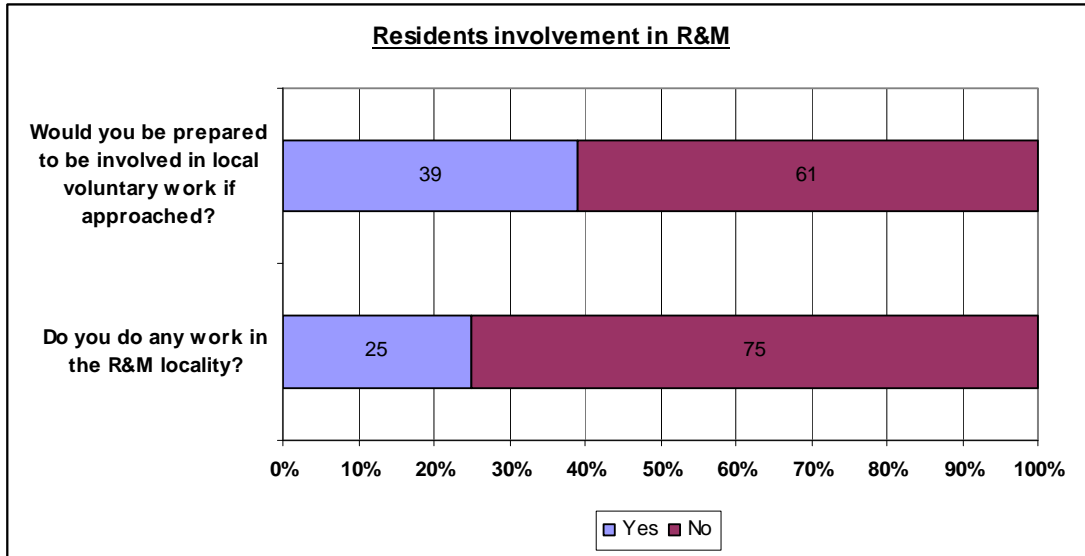


A whole host of other suggestions were also made including football, rambling, cycling and book clubs.

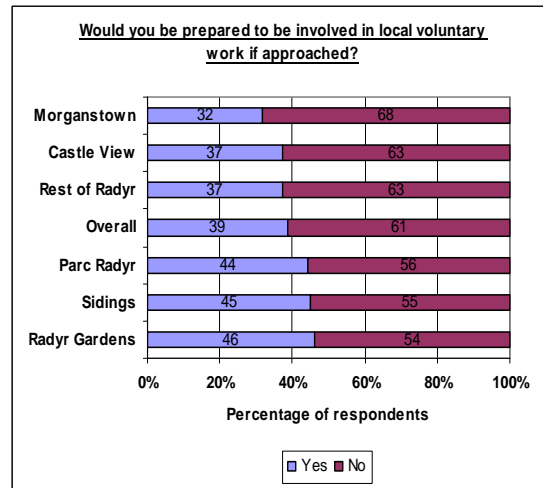
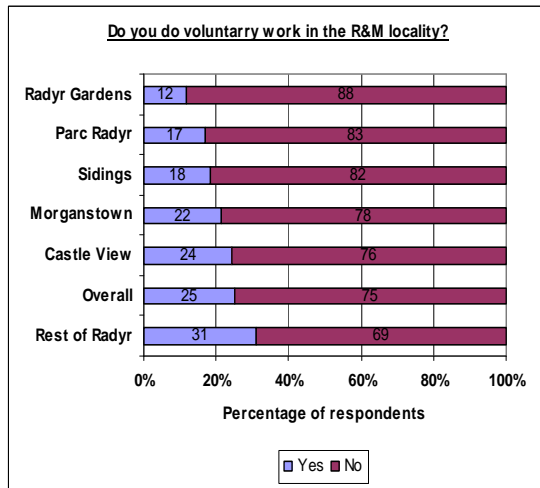
A total of 37 individuals went on to specify personal skills or expertise possessed by either them or another household member which they would like to use in a community activity. From this it was possible to identify a total of 7 experienced music tutors, 5 singing coaches and 4 football coaches as well as individuals with interests in yoga, tennis, event organising, fundraising and IT.

Do you do any voluntary work in the R&M locality and would you be prepared to be involved in local voluntary work if approached?

The graph below shows a quarter of those surveyed to already be involved locally in some aspect of local voluntary work. Additionally two-thirds (39%) of respondents confirmed that they would be prepared to become involved in local voluntary work if approached.



Resident's current involvement and also their interest in becoming involved with local voluntary work were also examined by sub area. The graphs below show that currently a higher proportion of residents in 'the rest of Radyr' than any of the identified sub area have an involvement with voluntary work in the R&M locality. However when questioned as to whether they would be interested in becoming involved in the future, high proportions of residents from Radyr gardens (46%), Sidings (45%) and Parc Radyr (44%) expressed an interest.



LOCAL COMMUNITIES

How do you rate the local website, www.radyr.org.uk?

This question raised a response of 436 or 56% suggesting that many of the respondents had no basis on which to make an opinion. Of those responding to the question 92% rated the website as 'three or more' with an average score of 3.57 – this is a good score but a clear plan for improvement is needed.

	No.	%
5 - 'Excellent'	37	8
4	209	48
3	156	36
2	26	6
1 - 'Poor'	8	2
TOTAL	436	100

What would improve its usefulness?

A total of 109 respondents replied to this question. Of these, 40 or 37% reported that they were previously unaware of the existence of the website. Of the remaining suggestions the provision of more up to date information was popular (16) as was better publicity (9), improved navigation (6) and greater interaction.

Also suggested by respondents was an increase to the content of the pages (18). Examples of suggestions for inclusion were local news and events (8), jobs (4), for sale/swaps pages (3) and transport timetable information (2).

Do you read the Radyr Chain?

Almost all (98%) of respondents to the questionnaire confirmed that they do read the Radyr Chain.

	No.	%
Yes	724	98
No	12	2
TOTAL	736	100

Of those reporting not to read the newspaper a total of seven individuals provided further explanation. Comments made here referred to the newspaper as "*focused on and older generation*", "*twee and middle classed*" and also "*full of adverts*".

Please rate its content

Respondents were asked to rate the content of the content of the Radyr Chain on a scale of one to five with one being 'poor' and five 'excellent'. The table below show almost a quarter (23%) of respondents to have rated the content

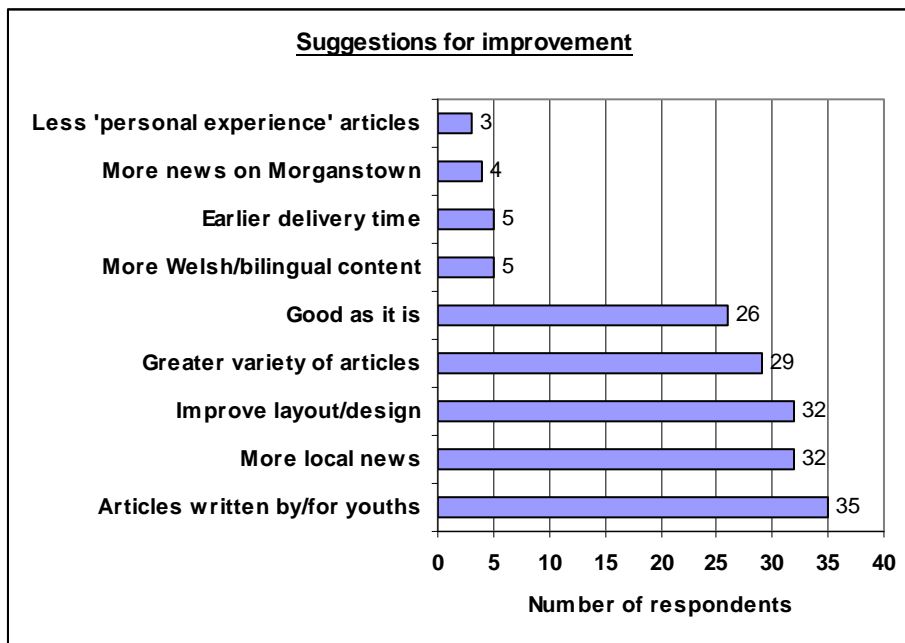
of the publication as 'excellent' with an average score being awarded of 3.86 – This is a very good score with some limited room for further improvement.

Overall scores were subsequently calculated for each of the sub areas within R&M. Again those respondents categorised as residents of 'the rest of Radyr' reported the highest levels of satisfaction (3.93). The lowest score was attributed to residents of Parc Radyr with 3.64 – this remains a good score although a clear plan for improvement is needed.

	No.	%
5 - 'Excellent'	168	23
4	346	47
3	183	25
2	36	5
1 - 'Poor'	6	1
TOTAL	739	100

	Score
Rest of Radyr	3.93
Overall	3.86
Radyr Gardens	3.84
Sidings	3.83
Castle View	3.82
Morganstown	3.69
Parc Radyr	3.64

Respondents were asked if there were any suggestions that they would like to make for improvements to the publication. The table below shows 'greater youth content' to be a preference for improvement along with 'more local news' and 'improvements to the current layout and design'.



Please mention any local services or facilities about which you have difficulty finding information.

Just fifty-nine respondents provided examples of local services and facilities about which they have had difficulty finding information, the examples provided are in the table below.

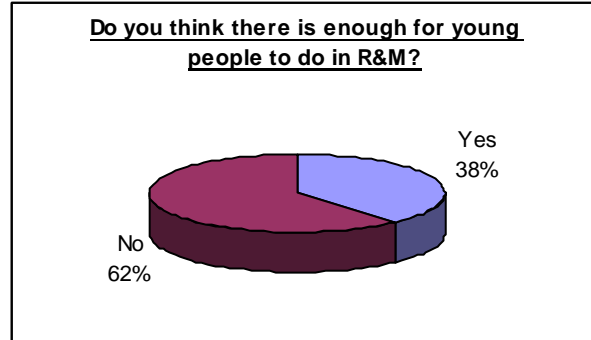
Service/facility	No.
Sports and Social Clubs	17
Local Transport	12
Toddler Groups/Play school	6
Waste Disposal	5
Local Events	5
Handymen/Household Services	5
Library	3
Police	3
Other	10

YOUNG PEOPLE

Do you think there is enough for young people to do in R&M?

More than three-fifths (62%) of respondents believe that there is currently not enough for young people to do in the R&M area.

	No.	%
Yes	209	38
No	335	62
TOTAL	544	100

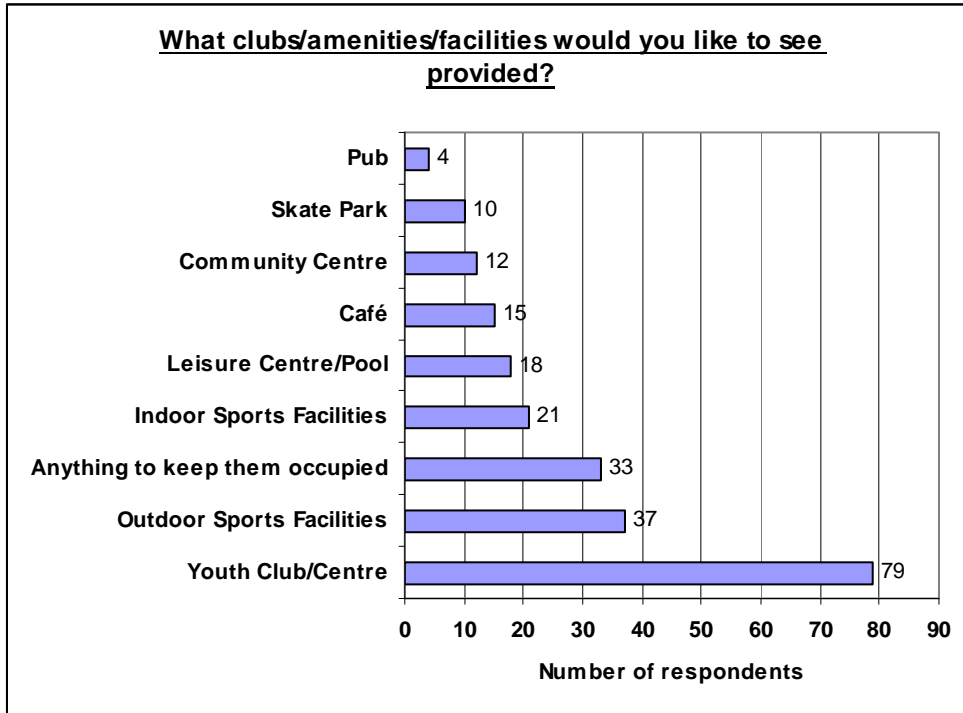


When examined by sub area the belief that there is too little for young people to do in R&M varied from 68% in both Castle View and Morganstown to 45% in Parc Radyr; a range of 23%.

	Yes		No	
	No.	%	No.	%
Parc Radyr	23	55	19	45
Radyr Gardens	27	44	35	56
Overall	209	38	335	62
Rest of Radyr	99	38	160	62
Sidings	15	34	29	66
Morganstown	11	32	23	68
Castle View	33	32	70	68

What other clubs/amenities/facilities would you like to see provided?

The table below shows the provision of a youth club to be the most popular suggestion for young people in the area with 79 individuals making this proposal. Also considered favourably were both indoor and outdoor sports facilities (58 inclusive) and the provision of a local pool (18).

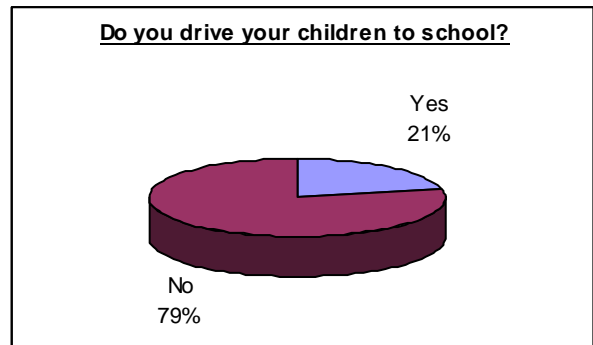


EDUCATION & CHILDCARE

Do you drive your children to school?

This question received a response of just 379 (49%) suggesting that only half of residents in the R&M area are parents to school age children. Of those identified as parents just a fifth (21%) reported to drive their children to school.

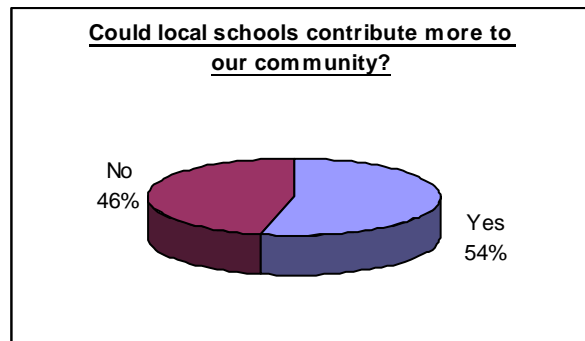
	No.	%
Yes	81	21
No	298	79
TOTAL	379	100



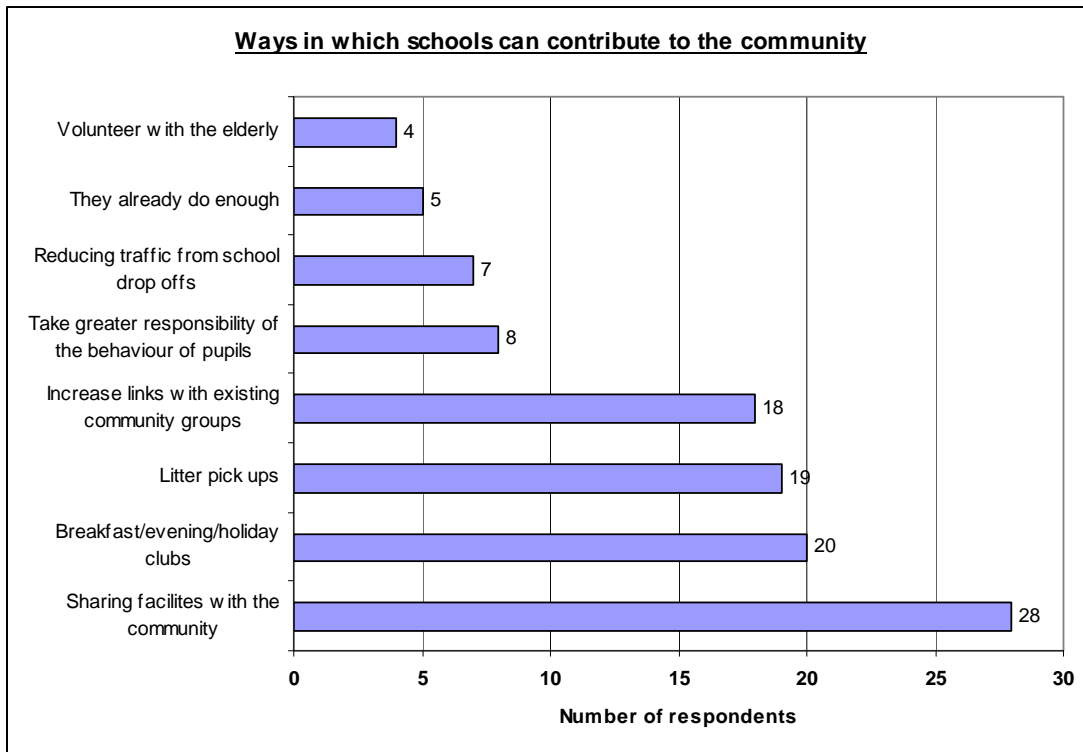
Could the local schools contribute more to our community?

This question received a response of just 281 (36%) respondents. Of those responding just over half believed that local schools could do more to contribute to the community.

	No.	%
Yes	151	54
No	130	46
TOTAL	281	100



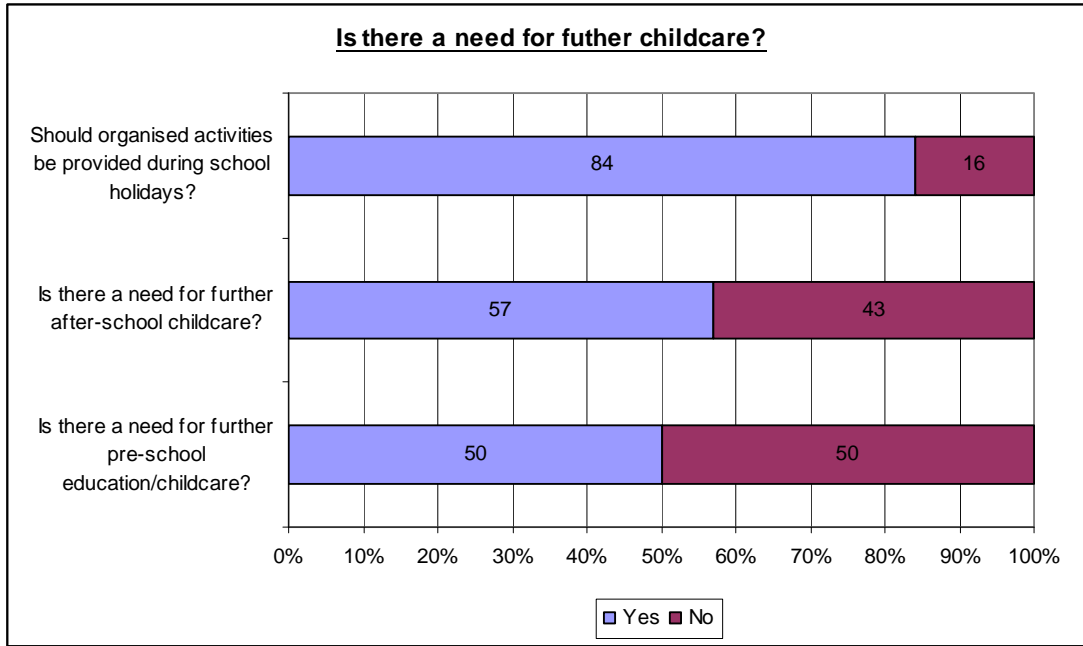
When challenged as to how they could do so a total of 133 respondents provided further suggestions the most popular of which are provided in the graph below.



Respondents were asked if there was a need for various additional childcare measures in R&M including pre-school childcare, after school childcare and school holiday activities for young people.

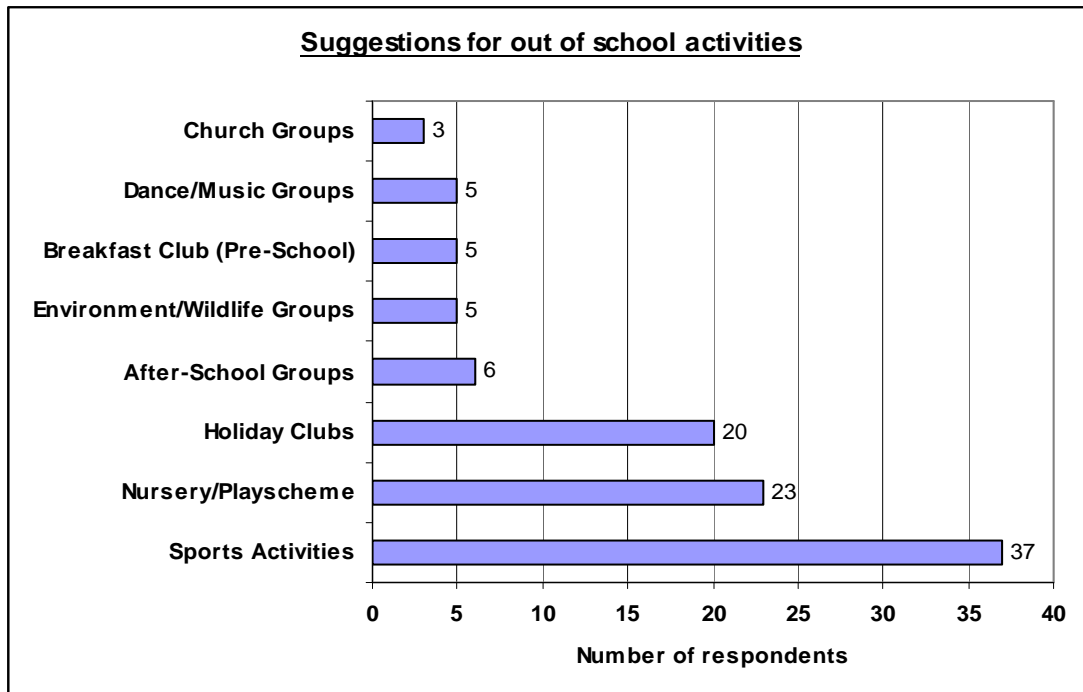
The table and graph below show the provision of organised activities in the school holidays to be the most requested option by those responding with 84% in favour of such measures being put in place.

	Is there a need for further pre-school education/childcare?		Is there a need for further after-school childcare?		Should organised activities be provided during school holidays?	
	No.	%	No.	%	No.	%
Yes	127	50	139	57	262	84
No	127	50	106	43	51	16
TOTAL	254	100	245	100	313	100



The table below shows the suggestions made by parents as to what kind of out of school childcare should be provided. Most favourable were a range of sporting activities (37) followed by play-schemes (23) and holiday clubs (20).

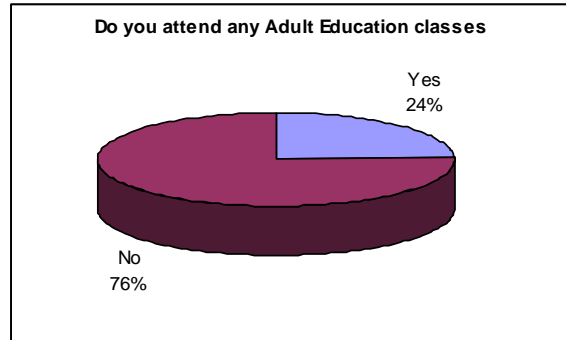
All respondents were asked if they would be willing to contribute and help out with such schemes to which a total of 63 individuals reported that they would.



Do you attend any Adult Education classes?

This question received a response rate of 78%. Of those responding a quarter (24%) confirmed that they do currently attend Adult Education classes.

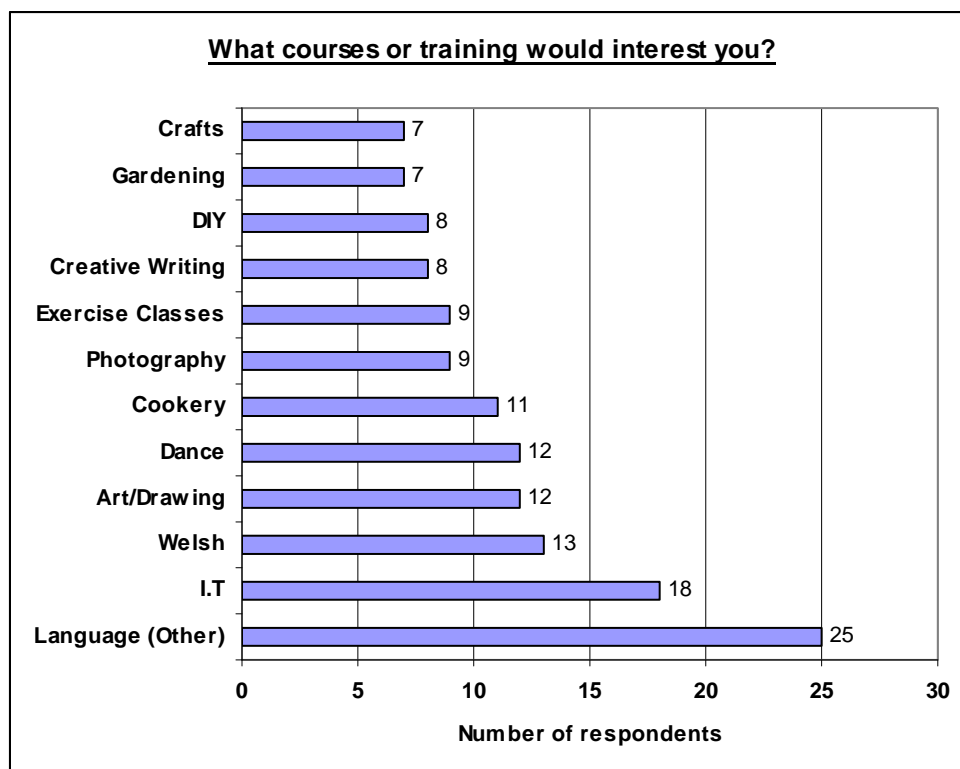
	No.	%
Yes	147	24
No	458	76
TOTAL	605	100



Similarly to earlier questions that asked about involvement with local clubs and social groups it was Morganstown and Sidings that were identified as having the lowest take up of classes.

	Yes		No	
	No.	%	No.	%
Radyr Gardens	20	29	48	71
Rest of Radyr	80	27	217	73
Overall	147	24	458	76
Parc Radyr	11	23	36	77
Castle View	24	22	85	78
Sidings	9	18	41	82
Morganstown	4	11	31	89

Respondents were further questioned as to courses or training that would be of interest to them. A total of 128 individuals made a variety of suggestions, the most popular of which are provided in the table overleaf.

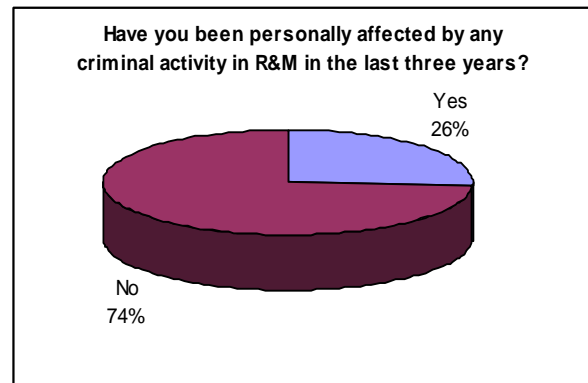


LAW AND ORDER

Have you been personally affected by any criminal activity in R&M in the last three years?

A 96% response rate was received for this question with a quarter (26%) of respondents reporting to have been affected by criminal activity in the past three years.

	No.	%
Yes	195	26
No	551	74
TOTAL	746	100



When viewed by sub area within R&M some variation can be identified with almost a third (30%) of residents in Radyr Gardens reporting to have been affected by criminal activity in the area compared to just 12% of those in the Morganstown area.

	Yes		No	
	No.	%	No.	%
Radyr Gardens	23	30	53	70
Rest of Radyr	107	29	263	71
Sidings	17	28	44	72
Parc Radyr	15	27	41	73
Overall	195	26	551	74
Castle View	27	20	107	80
Morganstown	6	12	44	88

What do you think of the effectiveness of our local police?

Approximately two-thirds (68%) of respondents rated the effectiveness of local police as 'three or above' with an average score awarded of 2.85 –This is a poor score, a high degree of dissatisfaction exists.

Interestingly scores calculated for sub areas show residents of Castle View (2.54) and Morganstown (2.79) to attribute the poorest scores regarding the effectiveness of the police force despite these residents also reporting the lowest incidences of crime.

Residents of Castle View attributed the effectiveness of the police an overall score of just 2.54. This represents a very poor score where urgent attention is needed.

	No.	%
5 - 'Excellent'	21	3
4	161	24
3	273	41
2	109	17
1 - 'Poor'	96	15
TOTAL	660	100

	Score
Parc Radyr	3.21
Radyr Gardens	3.12
Sidings	3.09
Overall	2.85
Rest of Radyr	2.83
Morganstown	2.79
Castle View	2.54

Do you feel safe when you are in Radyr & Morganstown?

A fifth (20%) of respondents reported to feel 'very safe' when they are in Radyr & Morganstown. Nine-tenths (93%) of respondents rated their feeling of safety as 'three or above' with an average score awarded of 3.80 – This is a very good score with some limited room for further improvement.

Overall scores were subsequently calculated for each of the sub areas within R&M. The scores awarded ranged from 3.91 from residents of Parc Radyr to 3.55 from residents of Castle View, this remains a good score although a clear plan for improvement is needed.

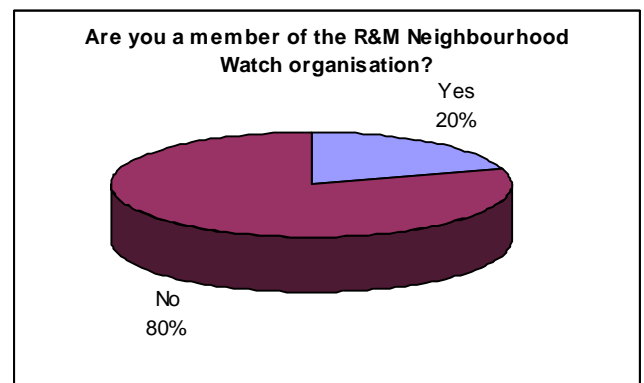
	No.	%
5 - 'very safe'	148	20
4	346	46
3	201	27
2	45	6
1 - 'very unsafe'	10	1
TOTAL	750	100

	Score
Morganstown	3.94
Parc Radyr	3.91
Radyr Gardens	3.91
Sidings	3.90
Overall	3.80
Rest of Radyr	3.76
Castle View	3.55

Are you a member of the R&M Neighbourhood Watch organisation?

A fifth of those responding to the questionnaire confirmed that they are members of the R&M Neighbourhood watch organisation.

	No.	%
Yes	145	20
No	584	80
TOTAL	729	100



This proportion ranged from a quarter (25%) of residents of Castle View to just 2% of Sidings residents.

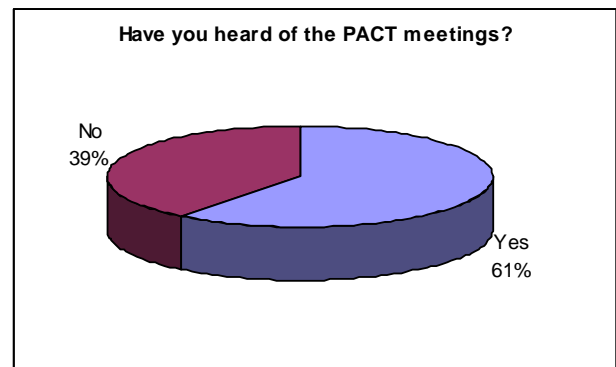
	Yes		No	
	No.	%	No.	%
Castle View	32	25	97	75
Rest of Radyr	86	24	271	76
Overall	145	20	584	80
Parc Radyr	10	19	44	81
Radyr Gardens	12	16	64	84
Morganstown	4	8	49	92
Sidings	1	2	60	98

Of the 584 residents reporting that they were not currently a member of the Neighbourhood Watch organisation a total of 173 or 30% expressed an interest in becoming involved.

Have you heard of the PACT (Partnership and Communities Together) meetings held regularly in R&M?

Three-fifths (61%) of respondents reported awareness of the PACT meetings held locally.

	No.	%
Yes	427	61
No	277	39
TOTAL	704	100

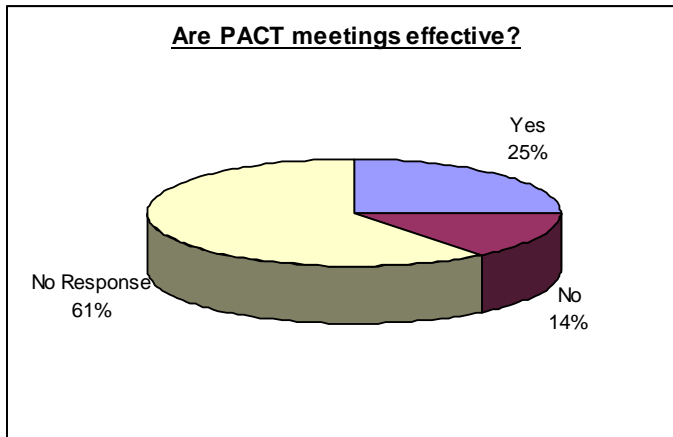


Awareness of the meetings was similar across all of the sub areas with a range of just 8%. The noticeable exception to this however is Sidings residents, just 38% of whom were aware of the PACT meetings.

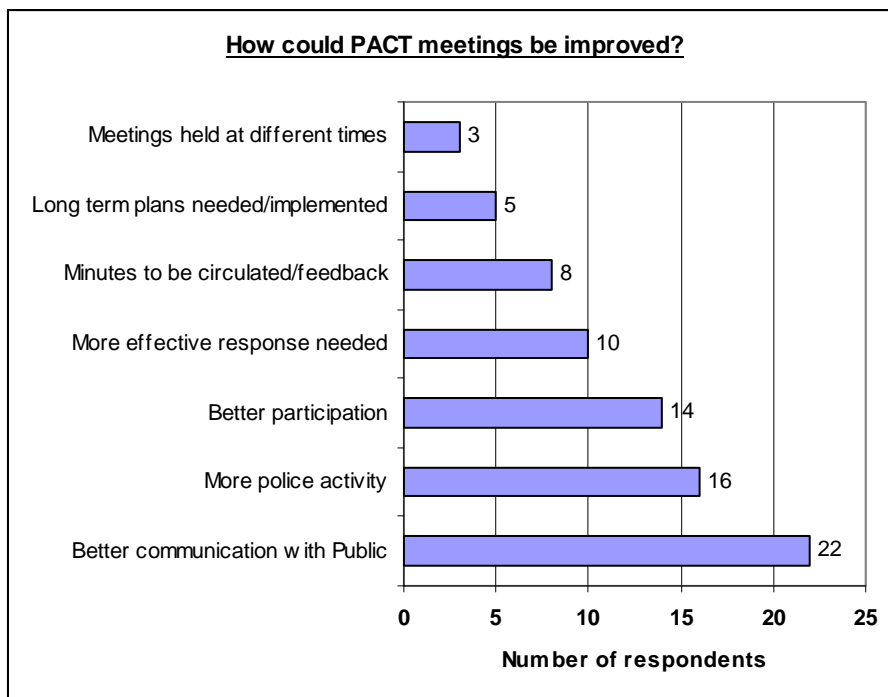
	Yes		No	
	No.	%	No.	%
Rest of Radyr	224	64	126	36
Castle View	79	64	45	36
Morganstown	31	63	18	37
Overall	427	61	277	39
Parc Radyr	31	56	24	44
Radyr Gardens	40	56	31	44
Sidings	21	38	34	62

Those respondents aware of the locally held meetings were further asked to comment on their effectiveness. The graph below shows a quarter (25%) of

these responses to rate the meetings as effective whilst 14% dispute this to be the case. The largest proportion however (61%) provided no response to this question suggesting that the outcomes of the meetings are not widely promoted amongst the wider community.



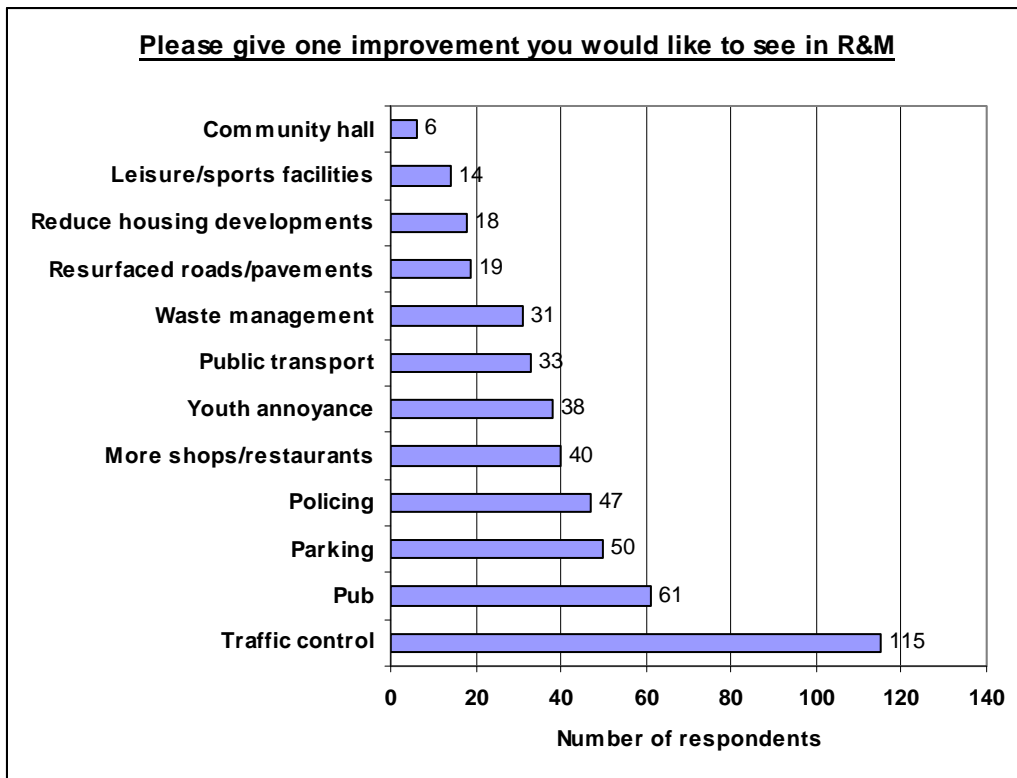
A total of 112 individuals made suggestions as to how PACT meetings could be improved in the future. Top of the proposals made was 'better communication with the public' as suggested by 22 individuals.



YOUR COMMUNITY

Please give one improvement you would like to see in R&M:

Respondents to the questionnaire were asked to name the one improvement that they would most like to see initiated in the R&M area to which a total of 451 added their suggestions. The table below shows greater control over the flow of traffic in the area to be by far the issue most supported by the largest proportion of respondents (115) followed by the opening of a local pub (61), increased parking (50) and more visible policing (47).



Finally respondents were provided with an option to add any other point that they felt they had not already had the chance to make. Several residents used the opportunity to praise the area of R&M as a place to live. Additionally some residents expressed their approval of the survey taking place whilst others opted to use the space to reiterate their feelings with regard to the many topics already covered. The table below shows the main themes around which respondents focused their comments.

Themes	No.
Great Place to Live	33
Survey is a Great Idea	22
More Sense of Community	22
Litter and Street maintenance	17
Traffic	16
Parking Still a Problem	13
Shops	13
Need a Pub	12
No More Houses	12
Youth Annoyance	9
Keep Open Spaces	8
Policing	8
More Social/Leisure Activities	7
Public Transport	6

A representative sample of the actual comments received is provided below:

“R&M is a wonderful community and superb place to live.”

“This is a great community to live in but it has grown rapidly with no thought about facilities for those of us who live here.”

“Life in the village is excellent. Two improvements which make life even better is a reduction in traffic speed and noise and improved facilities for children, especially teenagers.”

“I moved to R&M specifically for the open spaces & village community spirit. It is a very nice area of Cardiff to live.”

“This really is an excellent idea to survey the users of R&M.”

“Fantastic idea consulting local residents on their views. Very impressed on proactive strategy.”

“Thank you for taking the time to do this - I look forward to the feedback!”

“Disappointed how much Radyr has lost its village community due to over-development and lack of amenities.”

“We lived in USA for a year. They had a 'newcomers associate' They held social events and networked people in. I think this may really help R&M especially with the increase in newcomers in last few years.”

“The parking in Station Road needs to be addressed.”

“Radyr is rapidly becoming a commuter suburb - these places are very soulless. Shops/bars/restaurants help give soul to the place.”

“Radyr is now the largest village in the UK without a pub! Could provide more community cohesion.”

“No more housing - why spoil an existing community!”

“My main bug bear is all the mums that drive their kids to the cluster of schools in Llandaff and don’t use either public transport or take turns.”

“It would be good to limit car use where possible.”

APPENDIX #1

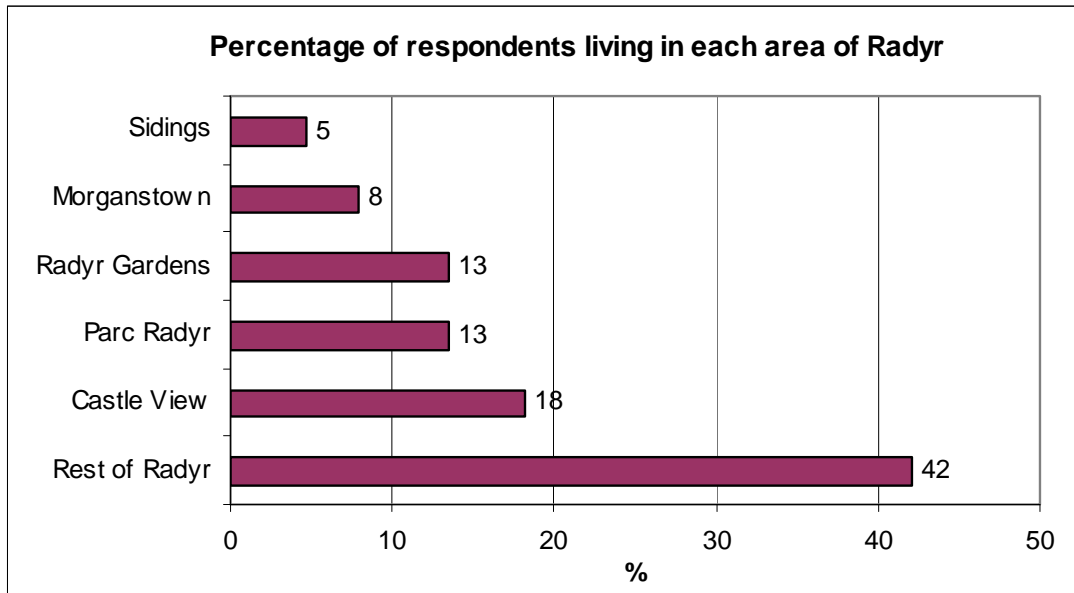
Radyr & Morganstown Community Council YOUTH REPORT

Respondent Profile

Responses were received from 126 children and young people, covering all six areas of in Radyr and Morganstown. The highest proportion of responses from a specified area was Castle View (18%) followed by Parc Radyr and Radyr Gardens (13% each).

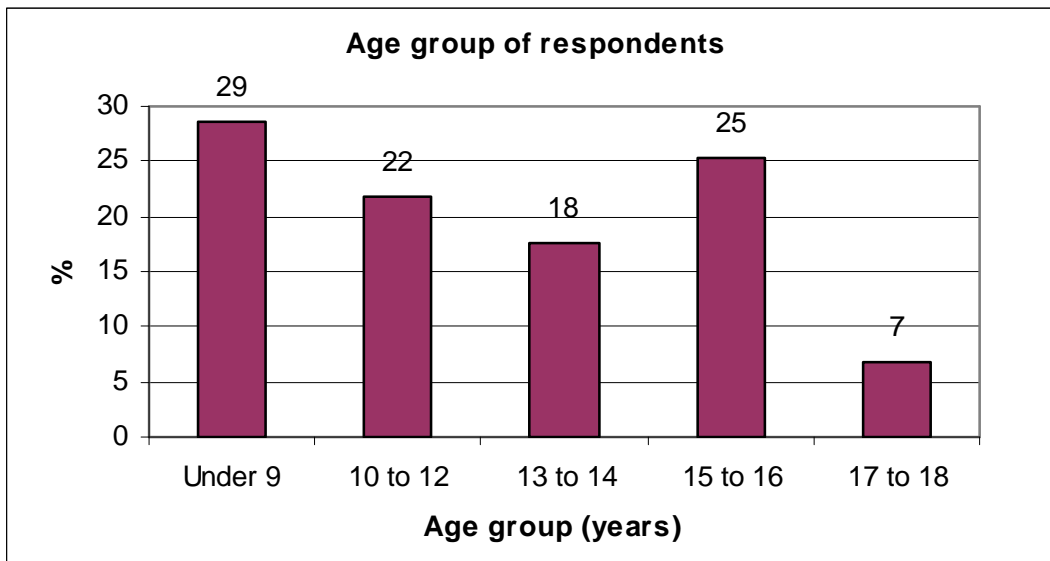
	No.	%
Rest of Radyr	53	42
Castle View	23	18
Parc Radyr	17	13
Radyr Gardens	17	13
Morganstown	10	8
Sidings	6	5
TOTAL	126	100

Very few of the responses were from 'Sidings' (5%) or Morganstown (8%). Over two thirds of responses were from the rest of Radyr (42%).



Respondents were asked to indicate to which age category they belonged. The table below shows that there was a fairly even spread of responses over age categories with the exception of the 17 to 18 age group, which accounted for just 7% of responses.

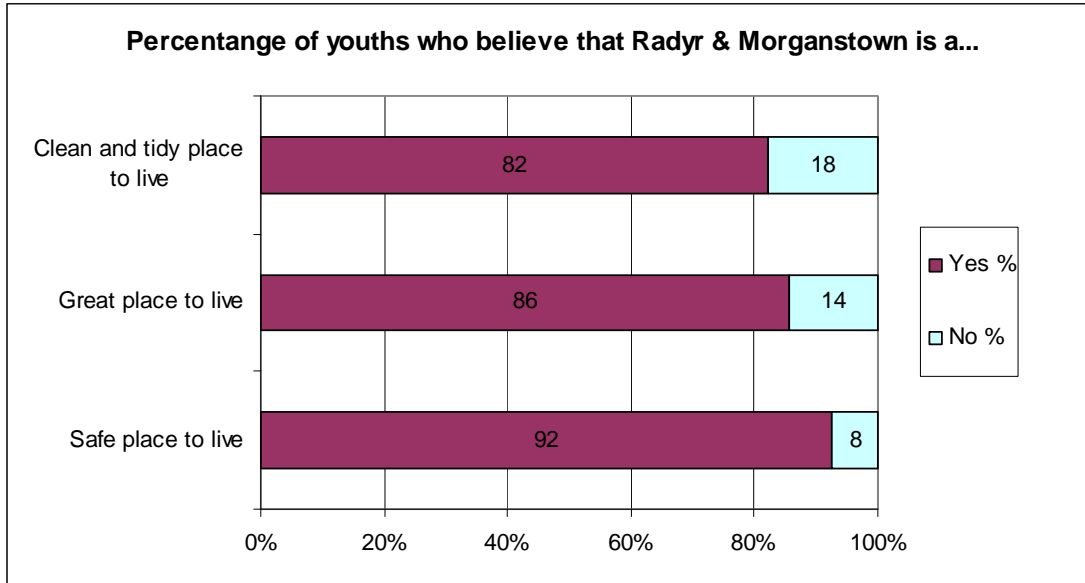
	No.	%
Under 9	34	29
10 to 12	26	22
13 to 14	21	18
15 to 16	30	25
17 to 18	8	7
TOTAL	119	100



N.B. Figures should be interpreted with caution due to low numbers

Life in Radyr and Morganstown

Respondents were asked whether they believed their area to be a 'great place to live', 'tidy place to live' and a 'safe place to live'. The majority of youths agreed with all of these statements, most notably that Radyr & Morganstown is a 'safe place to live' (92%).



Nearly a fifth (18%) of youths disagreed with the statement that Radyr & Morganstown was a 'clean and tidy place to live'.

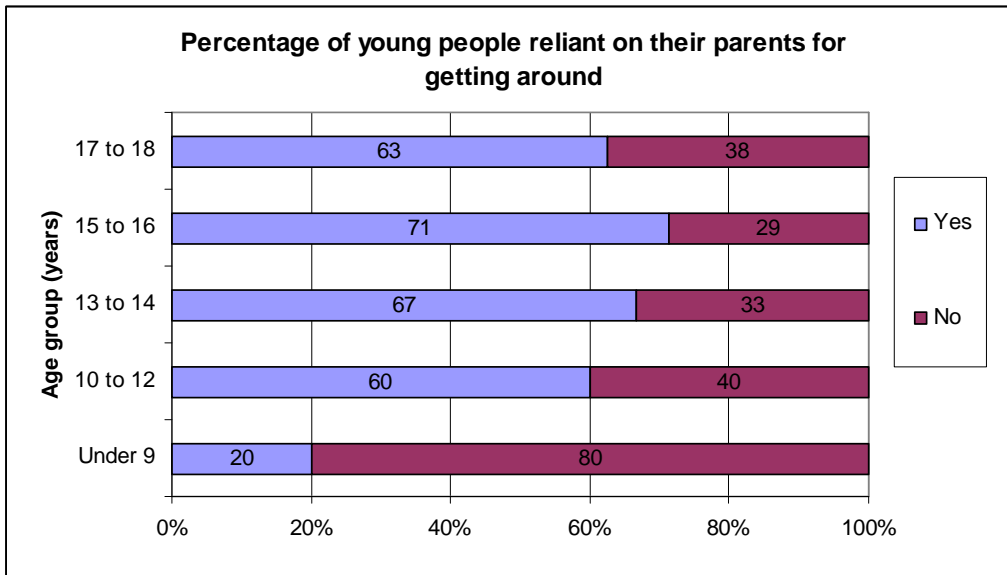
Getting Around Radyr & Morganstown and Cardiff

Respondents were asked whether they were able to get to the things they want to do without their parents having to take them. A slightly higher percentage of youths were not reliant on their parents from transport (55%) than those who are (45%).

	No.	%
Yes	63	55
No	52	45
TOTAL	115	100

These figures were then analysed according to respondents' age group. The table below shows the percentage of respondents who stated that they are reliant on their parents to take them to the things they want to do according to their age group. Although between 29% and 40% of those aged ten or over were reliant on their parents, this figure was 80% for children aged nine or under.

	No.	%
Under 9	24	80
10 to 12	10	40
13 to 14	7	33
15 to 16	8	29
17 to 18	3	38

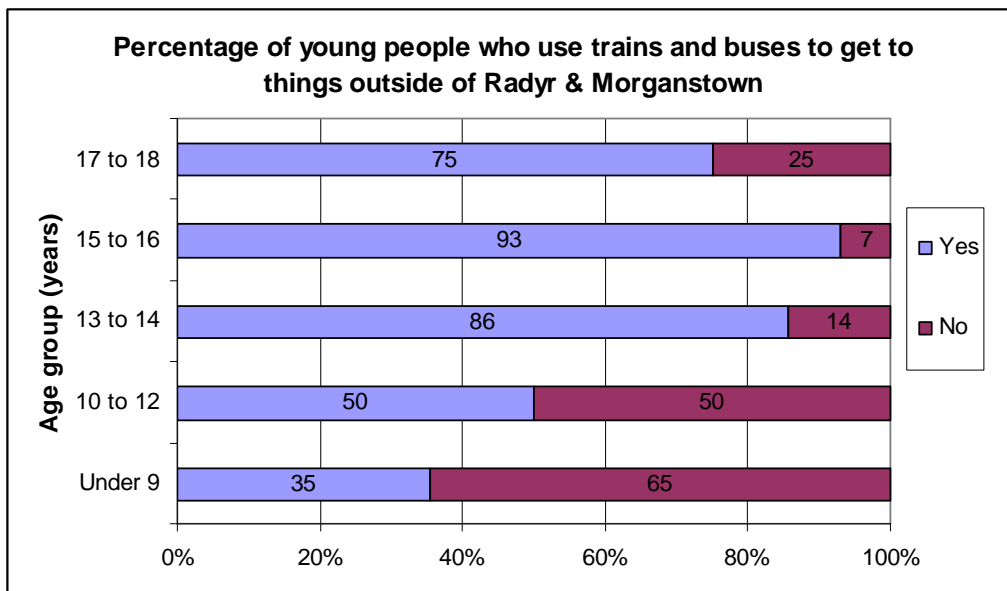


N.B. Figures should be interpreted with caution due to low numbers

Respondents were then asked whether they use buses and trains to travel out of Radyr and Morganstown, to which two thirds reported that they do.

	No.	%
Yes	77	66
No	40	34
TOTAL	117	100

Again this question was analysed by age category. The figure below shows that respondents aged 15 to 16 were the most likely to report using buses and trains (93%) compared to just 35% of respondents aged under nine.



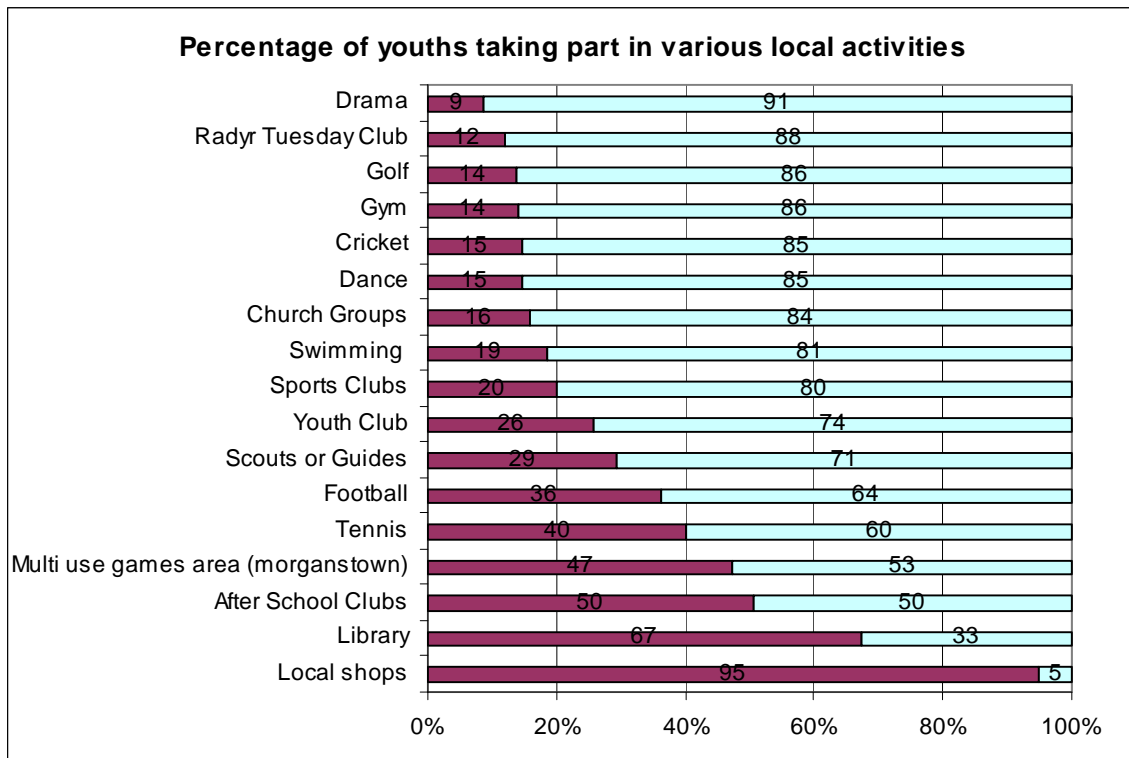
Things to do in Radyr & Morganstown

Respondents were asked what activities and places they go to or take part in. Respondents were most likely to visit local shops (95%) and the local library (67%), and around half made use of after school clubs (50%) and the multi-use games area in Morganstown (47%).

	Yes		No	
	No.	%	No.	%
Local shops	113	95	6	5
Library	78	67	38	33
After School Clubs	55	50	54	50
Multi use games area (Morganstown)	53	47	59	53
Tennis	44	40	66	60
Football	41	36	72	64
Scouts or Guides	31	29	75	71
Youth Club	28	26	81	74
Sports Clubs	21	20	83	80
Swimming	20	19	87	81
Church Groups	17	16	90	84
Dance	16	15	92	85
Cricket	16	15	93	85
Gym	15	14	92	86
Golf	15	14	93	86
Radyr Tuesday Club	13	12	96	88
Drama	9	9	96	91

Less than 20% of the young people who responded reported to take part in drama (9%), golf (14%), cricket (15%), dance (15%), or swimming (19%), or go to Radyr Tuesday Club (12%), the gym (14%) or Church groups (16%).

Various reasons were given as to why the young people do not take part in or use the various listed facilities or activities. Seventeen respondents stated that they are simply not interested or don't like the activities listed. Other respondents stated that the activities were too expensive, they were too young, or too busy to take part in them.



Eighteen respondents reported that specific facilities are not available or located in Radyr, most notably a swimming pool. Respondents often stated that they did these same activities outside of the Radyr & Morganstown area. Some respondents stated that they take part in music activities, which was not listed as an option.

A few respondents reported that they were unaware of the location of the activities or that they even went on in their area.

A representative sample of the comments made can be seen below.

“I can't always get to the skate park because it is quite far - there should be a tarmac path to the skate park that you can skateboard along to the park.”

“Not interested in Sport. Very interested in music and am involved with all music activities e.g. Radyr Parish Music group.”

“I wasn't aware that swimming was available. I think there should be public tennis courts too.”

“Don't know where they are.”

“For the library I like to read but not many people my age go to the library so I feel I can't go.”

“I don't know anyone else that does the activities.”

“Because most things I do aren't here. e.g. squash in Fairwater, rugby Pentyrch.”

“Like to do gymnastics but not available.”

“Too expensive in Radyr - I use outside clubs.”

"It is because I don't fancy some of them and I only want to do the activities I like with my friends."

"Still too young to use some facilities. Too young to walk by self."

"Distance, cost to do everything."

"Don't know about anything that's going on, only the football and tennis. Didn't know any of these activities were going on in Radyr area."

"Can't be bothered."

"Do same activities outside the area."

"No public access to school swimming pool [and] golf club too exclusive."

"Not interested in those activities and doing 'A' levels."

"Most of them I am just not interested in, but there isn't a swimming pool in Radyr/Morganstown nor a gym club."

"It's because I do a lot outside of school so I don't have time (e.g. Cardiff wind band, music lessons)."

"Just don't know 'what's on'."

"I wasn't aware that there were these facilities apart from the church groups and guiding (because I am a young leader myself)."

"Age - we are too young."

"Guides/rainbows waiting list is too long No swimming facilities in the area Tuesday club/youth club only aimed at higher age group."

"There is nowhere to swim, I go to Fairwater."

"Not widely advertised - Have no 'street cred' or appeal."

Respondents were subsequently asked what they think about local things to do and places to go for children and young people.

	No.	%
Excellent	9	7
Good	52	43
Ok	49	40
Poor	12	10
TOTAL	122	100

Around two fifths of young people rated the local facilities and activities as either 'good' (43%) or 'ok' (40%), with 7% rating them as 'excellent' and 10% as 'poor'.

Respondents were asked what other activities and things they would like to see in Radyr and Morganstown. Reflecting previous answers many young people stated that they would like a swimming pool and extra sporting activities in their area, and additional outdoor and indoor play areas and parks. A few respondents stated that they would simply like to see somewhere for young people to safely 'hang out', like a coffee shop or youth

club. Improved cycling facilities and paths was also a common suggestion, as was improved rugby facilities/ club, and art, craft, and reading clubs.

Additional sports that were mentioned included: boxing club, judo, water sports, hiking, American football, yoga, baseball, horse riding, and free tennis courts.

All other suggestions are listed below.

“Farm park for petting/ feeding animals.”

“Floodlit sports/Games area.”

“Needs better/ targeted advertising.”

“It would be good if the mounds full size football pitch was fixed from any flooding. Older people tend to hog the skate park.”

“Welsh School.”

“Holiday camps.”

“Brass band room.”

“I think that there is a wide range of activities therefore I don't think there is need for any more.”

“A public house in Radyr.”

“More shops in Morganstown.”

“Blockbuster - more rental, Chinese takeaway.”

Many suggestions were given as to where additional facilities could be based, including Radyr Comprehensive School, the Mound Fields, Radyr woods, and community plots. A full list of the suggested activities and their suggested locations can be seen in Appendix 1.

Your role in Radyr and Morganstown

Respondents were given a series of statements and asked to what degree they agreed or disagreed with each one.

Young people were most likely to agree with the statement 'there is a good relationship between young people and the Police' (62%), followed by 'local people help us get the things we want done' (57%). Less than 10% of respondents strongly agreed with any of the statements.

Over half of respondents disagreed that 'young people hanging around the streets is not a problem' (55%) and that their 'views and opinions are listened to by local people' (56%).

	Strongly agree		Agree		Disagree		Strongly disagree	
	No.	%	No.	%	No.	%	No.	%
There is a good relationship between young people and the Police	8	8	55	54	34	34	4	4
Local people help us get the things we want done	4	4	53	53	36	36	7	7
Young people hanging around the streets are not a problem	10	9	41	36	44	39	18	16
My views and opinions are listened to by local people	5	5	38	38	42	42	14	14
I don't go out too much because my parents are worried	6	6	28	26	32	30	40	38
I don't have anything to do or anywhere to go	7	6	25	23	48	43	31	28
I worry about being bullied when I am out in Radyr & Morganstown	7	6	15	14	44	40	43	39

The majority of respondents disagreed with the statements 'I worry about being bullied when I am out in Radyr & Morganstown' (79%), 'I don't have anything to do or anywhere to go' (71%), and 'I don't go out too much because my parents are worried' (68%).

Having your say and doing something about it

The young people of Radyr and Morganstown were asked whether they log onto Radyr's website (www.radyr.org.uk), and to give their opinion about it and how they felt it could be improved.

Just 13 respondents stated that they log onto the website.

	No.	%
Yes	13	12
No	93	88
TOTAL	106	100

However the table below shows that thirty respondents rated the website, indicating that they had at some point logged onto it.

Equal proportions of respondents rated the website as 'good' or 'poor' (20%), with 57% stating that it was 'ok'.

	No.	%
Excellent	1	3
Good	6	20
Ok	17	57
Poor	6	20
TOTAL	30	100

Respondents suggested making the website easier to use and understand and adding games and links to other websites and activities/ events. A full list of comments can be seen below.

"Have games to do with the community and the environment."

"Easier to use"

"Games."

"Take away some hyperlinks and make it cleaner and easier to read, with a sleek user interface."

"Run by us."

"Easier to understand."

"Put children's club and activities coming up on e.g. RTC, sports clubs, band nights."

"There could be a kids/teens page with chat pages (for new ideas for Radyr) It could have links to educational/fun/safe websites."

"Show what after school activities are on and information on them so they would know if they like it or not."

"Relate to activities available."

"More information on how we can get involved."

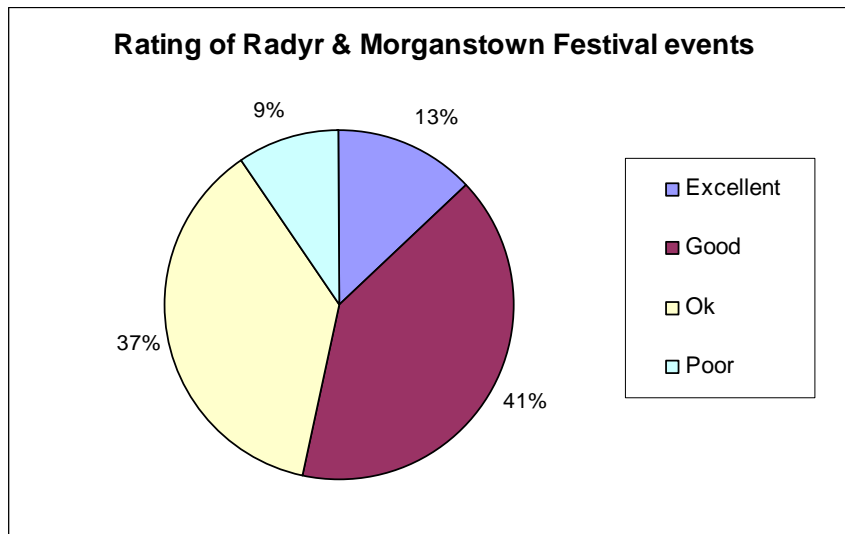
"More activities and fun days."

"More colour, detailed children's section."

Respondents were then asked what they thought of the Radyr & Morganstown festival events, and how they think they could be improved for children and young people.

The largest proportion of respondents (40%) described the festival as 'good' with a further 13% describing it as 'excellent'. Just 9% of respondents thought the festival events to be 'poor'.

	No.	%
Excellent	14	13
Good	43	40
Ok	40	37
Poor	10	9
TOTAL	107	100



Many respondents said that they think there should be more opportunities for young people to get involved in the organisation and running of the event itself.

Generally it was felt there should be more activities for young people, especially for older children and teenagers. Other suggestions included: more games, sports and competitions, stalls, talent show, fairground rides, music, meals, parties, and discos.

A selection of comments is seen below.

“Involve young people in planning and organising.”

“Better organised.”

“Carnival with floats and bands.”

“Young person's Olympic games.”

“More stalls with things young people are interested in.”

“It would be great if the roads could be closed off for a few hours during the festival.”

“More fun things to do!!”

“More activities - art, music, dance, sport.”

“By making it appealing more to teenagers.”

“Better advertisements for the events, specifically round the school.”

“Involve us in planning.”

“Live music.”

“Less old fashioned. More family sports events.”

“Band nights, fashion shows, nights in old church rooms (meals), discos.”

“I like it as it is but I would like a carnival as well.”

“It is aimed at either older people or much younger children - not a lot for teenagers.”

“Fairground rides.”

“Good fun but more shows for young children - less displays.”

“Events that all kids would like to do like 5-a-side football competitions or themed dressing up etc.”

“Have a show to showcase local talent.”

The survey went on to ask young people to list three things that concerned them about living in Radyr and Morganstown. The most commonly mentioned theme was the presence of groups of teenagers, particularly around Spar and other shops, deemed to be ‘causing troubles’. Others mentioned underage drinking or fear of being bullied. One teenager made the comment that ‘all teenagers are looked on as yobs by older people’, and two comments were made about the ‘mosquito’ device located at the Spar, which was felt to be an infringement of human rights and that they should ‘get rid of it – I am not a hooligan or a hoody and it really hurts my brain and my ears!’.

Traffic and transport issues were also cited by many young people as being of concern to them, particularly the speed and amount of traffic in the local area, and lack of pedestrian crossings and safe cycle routes. The third most commonly cited issue was the lack of amenities in the area, notably shops and a pub, and that there was nothing in the area for young people to do, which reflects the feeling by some that one of the biggest issues is groups of teenagers simply ‘hanging around’.

Other issues that were highlighted were crime and vandalism, environmental factors such as dog mess, litter, and graffiti, lack of street lighting, issues with the local school, overdevelopment of the area, and problems with specific areas of Radyr and Morganstown.

Other issues raised can be seen below.

“Radyr Rangers.”

“Chavs.”

“I don't think there should be an age limit on playgrounds.”

“No outdoor space for scouting.”

“Loss of play park at Bryn Deri.”

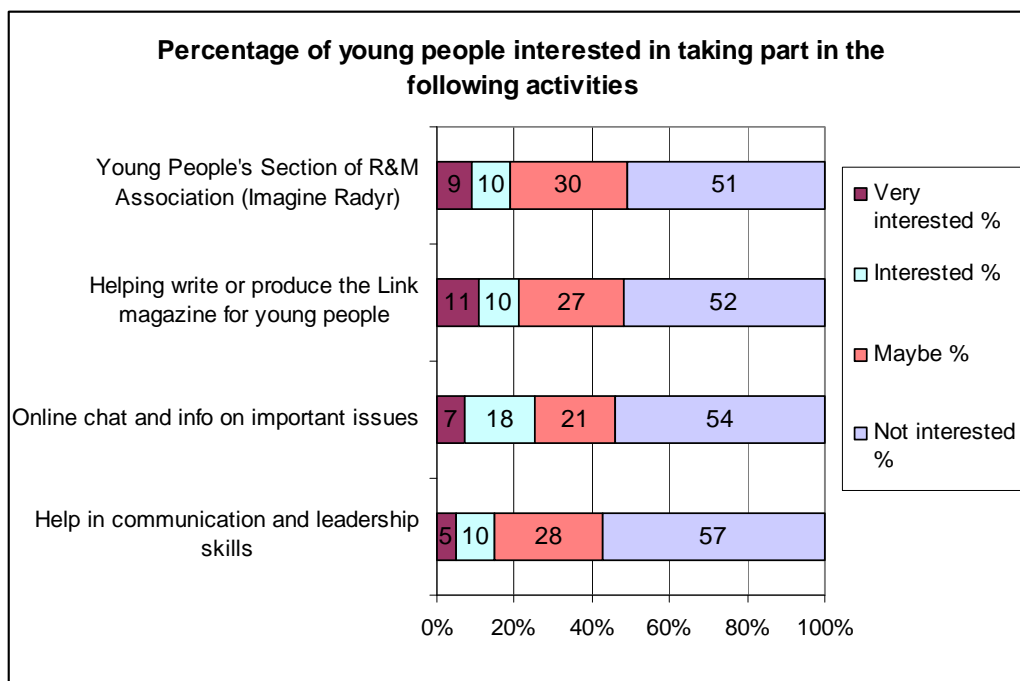
“The absence of community feel.”

Respondents were subsequently asked to suggest how they felt these issues could be dealt with. In general comments were made for more amenities to be built or developed, increased police presence on the streets, and the provision of an area for young people to hang out. A full breakdown of the issues highlighted by young people and their suggestions for how to deal with them can be seen in Appendix 2.

Lastly respondents were asked whether they would be interested in taking part in various activities. It can be seen from the figure below that young people showed most interest in taking part in online chat and information on

important issues (25%) followed by helping to write or produce the Link magazine for young people (21%).

Young people were least interested in receiving help in communication and leadership skills with almost two-thirds not interested (57%).



Fifteen respondents stated that they would be interested in taking part in follow-up questions or a one-off focus group and provided contact details.

APPENDIX #2

Radyr & Morganstown Community Council Cyngor Cymuned Radur a Threforgan



VILLAGE PLAN QUESTIONNAIRE

As previously notified, this questionnaire is being delivered to every household in Radyr and Morganstown (abbreviated elsewhere below and overleaf to R&M) and will help us in the production of a Village Plan. It is designed to give you the opportunity to tell us how you would like to see R&M develop.

Please fill in the questionnaire as a household. Two copies of a separate Young People's questionnaire are also included which should be filled in (if appropriate) independently by younger household members; further copies can be obtained from the Library or Helena Fox, Clerk to the Community Council, or downloaded from www.radyr.org.uk. Helena can also supply Welsh versions of both questionnaires, please call 02920 842213.

In filling in the questionnaire, please circle Yes/No or numbers 1-5 and fill in the rest as required. If you cannot or do not wish to answer a question, leave it blank. If you need more space for an answer, please include a continuation sheet.

This is your opportunity to make a difference to your community. Once we have all the input and have had a time to analyse it we will feed back to you both the results and what we intend to do about it. All responses will be treated as confidential and not used for any other purpose.

Please return the completed forms in the attached envelope by

GETTING TO KNOW YOU

Please put your postcode here

1 How many people normally live in your household in the following age ranges? (10)
 Under 20 20 to 29 30 to 39 40 to 49 50 to 65 Over 65

--	--	--	--	--	--	--	--	--	--	--

2 How many years has your household lived in R&M? (11)
 Under 1 1 to 5 6 to 10 11 to 20 21 to 30 Over 30

--	--	--	--	--	--	--	--	--	--	--

3 Do members of your household use the following Local Facilities? (12)

Library	Yes	1	No	2	Local shops	Yes	1	No	2
Bank	Yes	1	No	2	Café Latina (St Rd)	Yes	1	No	2
Post Office	Yes	1	No	2	Parks/Open spaces	Yes	1	No	2
Ty Nant Inn (M'town)	Yes	1	No	2	R&M Sports facilities	Yes	1	No	2

4 Please answer the next question for each person in your household who regularly travels to work/college (but not school). How do they travel to work, and what is the normal journey time?

	Walk	Cycle	Drive	Bus	Train	Other (specify)	Time
(13) Person 1	1	2	3	4	5	()	
(14) Person 2	1	2	3	4	5	()	
(15) Person 3	1	2	3	4	5	()	
(16) Person 4	1	2	3	4	5	()	

5 If household members drive to the station, where do they normally park?

GENERAL QUESTIONS FOR THE HOUSEHOLD (Debate as necessary and put one answer)

6 Do you generally regard R&M as a friendly place to live? (17)

Yes	1	No	2
-----	---	----	---

7 Please rate your overall experience of living in the area (18)
 Excellent

5	4	3	2	1
---	---	---	---	---

 Poor

Comment?

8 Excluding travel to work, on average how many days a week do you use local transport?

	More than four	Two to four	Once or twice	Less than once	Never
(19) Bus	1	2	3	4	5
(20) Train	1	2	3	4	5

9 Please state your biggest problem (if any) with using local transport:

TRAIN <input style="width: 95%; height: 40px;" type="text"/>	BUS <input style="width: 95%; height: 40px;" type="text"/>
---	---

SHOPS AND FACILITIES

10 Do you have any suggestions for additional shops or facilities that you think we need? (21)

LOCAL JOBS

11 Should we encourage more local jobs in R&M? (22)

Yes	1	No	2
-----	---	----	---

If so, what do you think we should aim for and where might they be located?

HOUSING

12 What do you think about the number of dwellings we now have in the whole of R&M? (23)

About right Too Many Too Few

--	--	--

Comment?

13 If you think there should be more dwellings, what sort and where located, if you have an idea? (24)

TRAFFIC

14 Do you consider traffic is an issue in R&M? (25)

Yes	1	No	2
-----	---	----	---

Why?

15 Would you support any of the following? Any specific location in mind?

(26)	Lower speed limits	Yes	1	No	2	
(27)	Traffic calming	Yes	1	No	2	
(28)	Better signs	Yes	1	No	2	
(29)	Speed cameras	Yes	1	No	2	
(30)	One way systems	Yes	1	No	2	
(31)	Cycle paths	Yes	1	No	2	

Do you have any other ideas?

THE LOCAL ENVIRONMENT

16 What one thing would be your priority to improve the local environment?

17 If more public open space were available, to what use would you put it?

18 Please rate our local children's playgrounds (32)

Excellent

5	4	3	2	1
---	---	---	---	---

 Poor

19 Please rate the level of equipment provided (33)

Excellent

5	4	3	2	1
---	---	---	---	---

 Poor

20 The Sidings development includes a designated 'Community Plot' about twice the size of the Old Church Rooms site (in Park Road). What should it be used for?

One proposal for the 'Community Plot' is to use it for a new purpose-built Radyr Library, and close the existing Library in Park Road. An alternative is to refurbish the existing Library. Please indicate your preference:

(34)

Build new Library	Refurbish existing	No preference
1	2	3

LEISURE

21 Are you a member of any of the local sporting and social groups? (35)

Yes	1	No	2
-----	---	----	---

22 Are there clubs/societies/activities/leisure facilities you would like to see that are not available now?

23 Please mention any skill or expertise (e.g. experienced singer or events organiser) possessed by any household member which they would like to use in a community activity.

24 Do you do any voluntary work in the R&M locality? ⁽³⁶⁾

Yes	1	No	2
Yes	1	No	2

25 Would you be prepared to be involved in local voluntary work if approached? ⁽³⁷⁾

LOCAL COMMUNICATIONS

26 How do you rate the local website, www.radyr.org.uk? ⁽³⁸⁾

Excellent	5	4	3	2	1	Poor
-----------	---	---	---	---	---	------

What would improve its usefulness?

27 Do you read the Radyr Chain? ⁽³⁹⁾

Yes	1	No	2
-----	---	----	---

If No, why not?

Please rate its content ⁽⁴⁰⁾

Excellent	5	4	3	2	1	Poor
-----------	---	---	---	---	---	------

Suggestions for improvement?

28 Please mention any local services or facilities about which you have difficulty finding information.

YOUNG PEOPLE

29 Do you think there is enough for young people to do in R&M? ⁽⁴¹⁾

Yes	1	No	2
-----	---	----	---

30 What other clubs/amenities/facilities would you like to see provided?

EDUCATION AND CHILDCARE

31 Do you drive your children to school? ⁽⁴²⁾

Yes	1	No	2
-----	---	----	---

32 Could the local schools contribute more to our community? ⁽⁴³⁾

Yes	1	No	2
-----	---	----	---

If yes, how?

33 Is there a need for further pre-school education/childcare? ⁽⁴⁴⁾

Yes	1	No	2
-----	---	----	---

34 Is there a need for further after-school childcare? ⁽⁴⁵⁾

Yes	1	No	2
-----	---	----	---

35 Should organised activities be provided during school holidays? ⁽⁴⁶⁾

Yes	1	No	2
-----	---	----	---

If yes, please suggest any ideas

Are you willing to help? ⁽⁴⁷⁾

Yes	1	No	2
-----	---	----	---

36 Do you attend any Adult Education classes? ⁽⁴⁸⁾

Yes	1	No	2
-----	---	----	---

What courses or training would interest you?

LAW AND ORDER

37 Have you been personally affected by any criminal activity in R&M in the last three years? ⁽⁴⁹⁾

Yes	1	No	2
-----	---	----	---

38 What do you think of the effectiveness of our local police? ⁽⁵⁰⁾

Excellent	5	4	3	2	1	Poor
-----------	---	---	---	---	---	------

39 Do you feel safe when you are in Radyr & Morganstown? ⁽⁵¹⁾

Very safe	5	4	3	2	1	Very unsafe
-----------	---	---	---	---	---	-------------

40 Are you a member of the R&M Neighbourhood Watch organisation? ⁽⁵²⁾

Yes	1	No	2		
Would you like to be?	(53)	Yes	1	No	2

41 Have you heard of the PACT (Partnership and Communities Together) meetings held regularly in R&M? ⁽⁵⁴⁾

Yes	1	No	2
-----	---	----	---

Are they effective? ⁽⁵⁵⁾

Yes	1	No	2
-----	---	----	---

How could they be improved?

YOUR COMMUNITY

42 Please give one improvement you would like to see in R&M:

43 And, finally, do you have any other comments you would like to make?

Are you willing to be contacted if we wish to obtain further information from you? ⁽⁵⁶⁾

Yes	1	No	2
-----	---	----	---

If so, could we please have some contact details:

Name (including title): _____

Address: _____

Telephone Number: _____

Email address: _____

Appendix #3

Children and Young People's Questionnaire for Radyr and Morganstown Village Plan

Thanks for taking part in this survey. It is part of a wider survey of all households in Radyr & Morganstown. It is for people aged up to 18 years old. It is important that you put your own views and not the views of your friends or parents. If you need more copies, you can get them from the Library or Helena Fox, Clerk to the Community Council, or download them from www.radyr.org.uk. Helena can also supply a Welsh version; please call 02920 842213.

This is your chance to make a difference to your community. Once we have analysed all the responses we will feed back to you both the results and what we intend to do about it. All responses are confidential and not used for any other purpose.

Please return your form in the envelope with the main household form by

You

Where do you live? Please put your postcode

How old are you?

(10)

under 9	10-12 years	13-14 years	15-16 years	17/18 years
1	2	3	4	5

Life in Radyr and Morganstown

Do you feel R&M is a great place for young people to live? (11)

Do you feel that R&M is a safe place to live? (12)

Do you feel R&M is a clean and tidy place to live? (13)

Getting around Radyr & Morganstown and Cardiff

Can you get to the things you want to do without your parents taking you? (14)

Do you use Buses & Trains to get you to things outside of R&M? (15)

Things to do in Radyr and Morganstown

Which activities and things do you go to/use in Radyr and Morganstown?

(15)

(16)

(17)

(18)

(19)

(20)

(21)

(22)

(23)

(24)

(25)

(26)

(27)

(28)

(29)

(30)

(31)

Swimming

Football

Cricket

Tennis

Gym

Golf

Youth Club

Radyr Tuesday Club

Scouts or Guides

Drama

Dance

Any After School Clubs

Any Church Groups

Any Other Sports Clubs

Library

Multi Use Games Area (Morganstown)

Local Shops

Please Circle

Yes 1 No 2

Yes 1 No 2

Yes 1 No 2

1 2

Yes 1 No 2

Yes 1 No 2

Please Circle

Yes 1 No 2

Yes 1 No 2

Yes 1 No 2

Yes 1 No 2

Yes 1 No 2

Yes 1 No 2

Yes 1 No 2

Yes 1 No 2

Yes 1 No 2

Yes 1 No 2

Yes 1 No 2

Yes 1 No 2

Yes 1 No 2

Yes 1 No 2

Yes 1 No 2

Yes 1 No 2

Yes 1 No 2

If you have answered 'No' to any or all of the above, is this just because you don't like the activity or are there other reasons? Please let us know if there are things that prevent you doing what you would like to do.

What do you think about local things to do and places to go for children and young people? (32)

Excellent
1

Good
2

Ok
3

Please tick
Poor
4

--	--	--	--

What other activities and things would you like to see in Radyr and Morganstown?

Where could they be put?

Your role in Radyr and Morganstown

How much do you agree with each of the following statements?

Please tick

- (33) There is a good relationship between young people and the Police.
- (34) Young people hanging around the streets are not a problem.
- (35) My views and opinions are listened to by local people
- (36) I don't have anything to do or anywhere to go.
- (37) Local people help us get the things we want done.
- (38) I worry about being bullied when I am out in Radyr & Morganstown.
- (39) I don't go out too much because my parents are worried.

	Strongly agree 1	Agree 2	Disagree 3	Strongly disagree 4
(33)				
(34)				
(35)				
(36)				
(37)				
(38)				
(39)				

Having your say and doing something about it:

Do you log onto Radyr's Website www.radyr.org.uk?
Tell us what is it like? (41) Please tick

Please Circle

	Yes 1	No 2
(40)		

	Excellent 1	Good 2	Ok 3	Poor 4

How could it be improved for children and young people?

What do you think of the R&M Festival events? Are they

(42)

Please tick

	Excellent 1	Good 2	Ok 3	Poor 4

How could the Festival be made better for children and young people?

Are there other things that concern you about living in Radyr and Morganstown?

(Please list them)

- 1
- 2
- 3

How can they be sorted?

How interested would you be in taking part in the following?

Please tick

- (43) Help in communication and leadership skills?
- (44) Young People's Section of R&M Association (Imagine Radyr)

	Very interested 1	Interested 2	Maybe 3	Not interested 4
(43)				
(44)				

Online chat and info on important issues?
Helping write or produce the Link magazine for young people?

(45)				
(46)				

Would you be happy to take part in follow-up questions or a one-off focus group? ⁽⁴⁷⁾

Please Circle
Yes 1 No 2

If yes, please give your name and contact details (parent's contact details if under 18):

Name: _____

Address: _____

Telephone Number: _____

Email address: _____

Many thanks for taking part in this survey.



“Delivering effective research and consultation and first class research and information services”

Cardiff Research Centre is part of Cardiff Council's Research and Community Engagement Unit and delivers key research, information and multimedia services for Cardiff Council and other key organisations in Cardiff and Wales.

Core services include:

- Collection, analysis and interpretation of primary survey data.
- Analysis and interpretation of a wide range of secondary demographic and socio-economic statistical data including the Census and in-depth economic impact assessments.
- Specialised studies on a wide range of topics including landuse planning & development, social, economic and demographic subjects.
- Quantitative and qualitative research and consultation projects.
- The Cardiff Citizens' Panel.
- Focus Group and meeting facilitation.
- Advice and support on all aspects of research and consultation.
- GIS mapping services
- Professional multimedia support in relation to presentations, conferences, meetings, graphic design services and internet development.

For further information please contact

Steve Jarman
Operational Manager
Research & Community Engagement
Cardiff Council
☎ 029 2087 2602
✉ s.jarman@cardiff.gov.uk